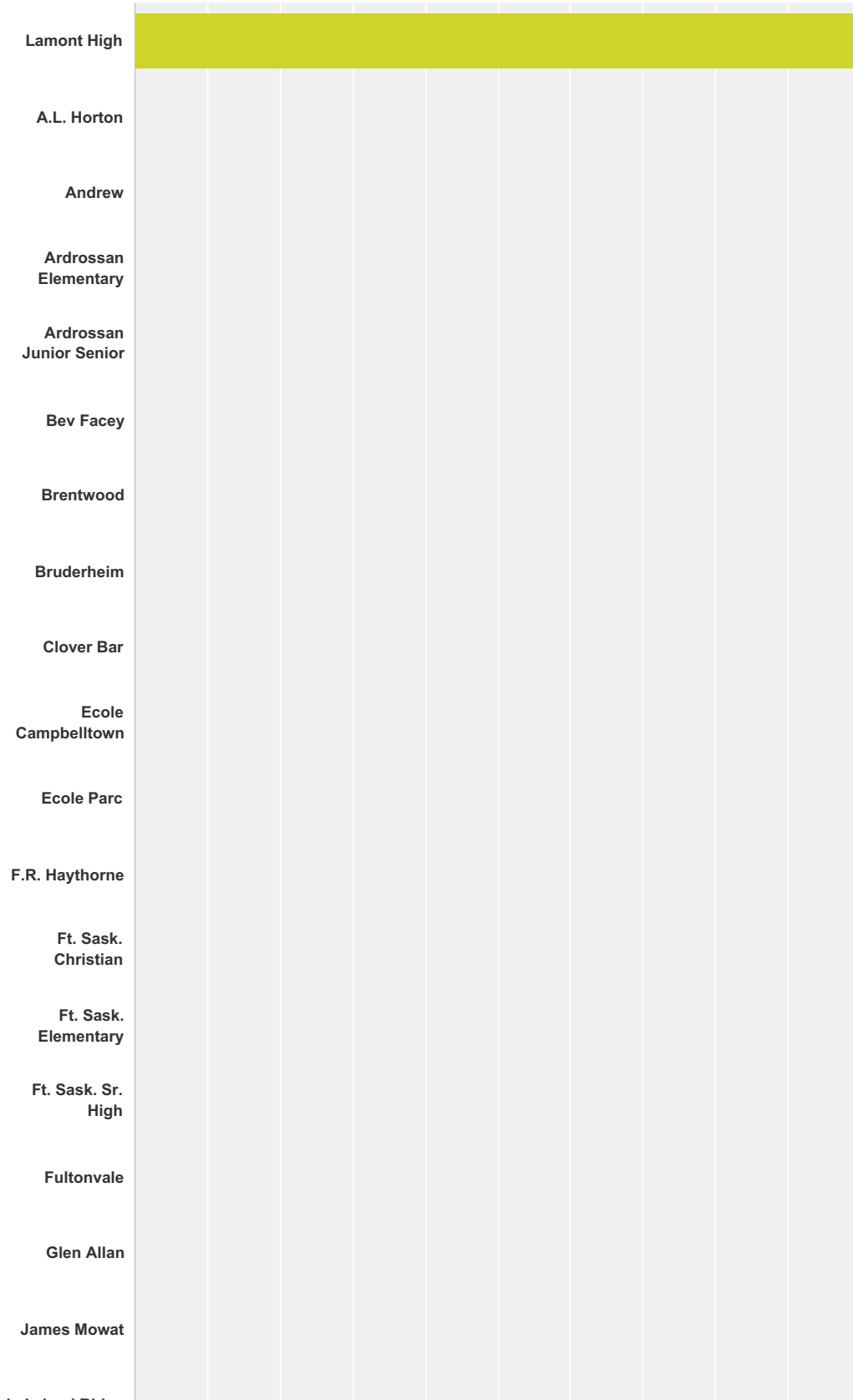



Q1 Please indicate the school your child attends.

Answered: 60 Skipped: 0



EIPS Parent Survey November 2015



| Answer Choices | Responses |
|----------------|-----------|
|----------------|-----------|

EIPS Parent Survey November 2015

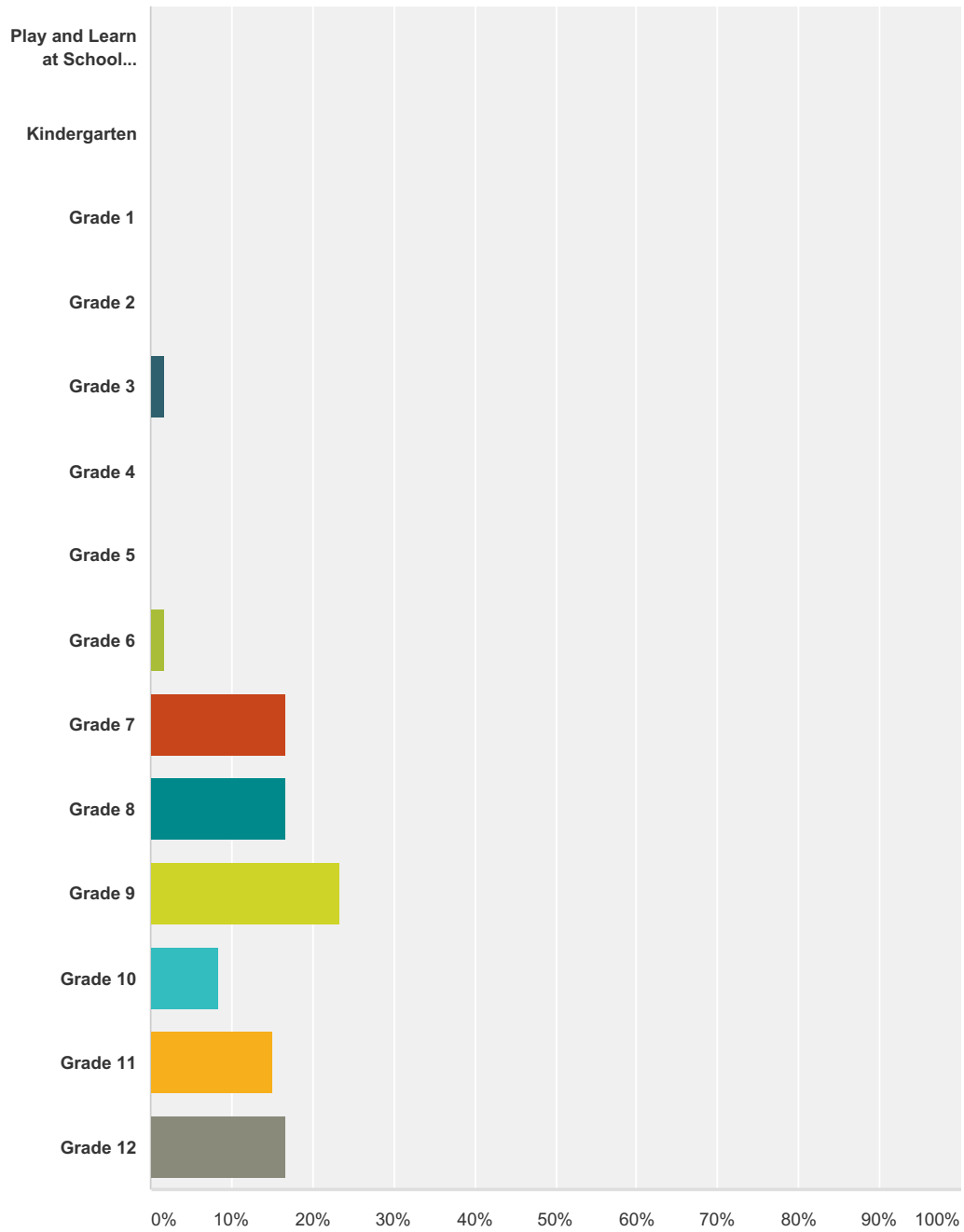
| | | |
|-------------------------|---------|----|
| Lamont High | 100.00% | 60 |
| A.L. Horton | 0.00% | 0 |
| Andrew | 0.00% | 0 |
| Ardrossan Elementary | 0.00% | 0 |
| Ardrossan Junior Senior | 0.00% | 0 |
| Bev Facey | 0.00% | 0 |
| Brentwood | 0.00% | 0 |
| Bruderheim | 0.00% | 0 |
| Clover Bar | 0.00% | 0 |
| Ecole Campbelltown | 0.00% | 0 |
| Ecole Parc | 0.00% | 0 |
| F.R. Haythorne | 0.00% | 0 |
| Ft. Sask. Christian | 0.00% | 0 |
| Ft. Sask. Elementary | 0.00% | 0 |
| Ft. Sask. Sr. High | 0.00% | 0 |
| Fultonvale | 0.00% | 0 |
| Glen Allan | 0.00% | 0 |
| James Mowat | 0.00% | 0 |
| Lakeland Ridge | 0.00% | 0 |
| Lamont Elementary | 0.00% | 0 |
| Mills Haven | 0.00% | 0 |
| Ministik | 0.00% | 0 |
| Mundare | 0.00% | 0 |
| NextStep/Outreach | 0.00% | 0 |
| Pine Street | 0.00% | 0 |
| Rudolph Hennig | 0.00% | 0 |
| Salisbury | 0.00% | 0 |
| Sherwood Heights | 0.00% | 0 |
| SCA Elementary | 0.00% | 0 |
| SCA Secondary | 0.00% | 0 |
| Uncas | 0.00% | 0 |
| Vegreville Composite | 0.00% | 0 |
| Wes Hosford | 0.00% | 0 |
| Westboro | 0.00% | 0 |

EIPS Parent Survey November 2015

| | | |
|------------------|-------|-----------|
| Win Ferguson | 0.00% | 0 |
| Woodbridge Farms | 0.00% | 0 |
| Wye | 0.00% | 0 |
| Total | | 60 |

Q2 Please indicate your child's grade.

Answered: 60 Skipped: 0



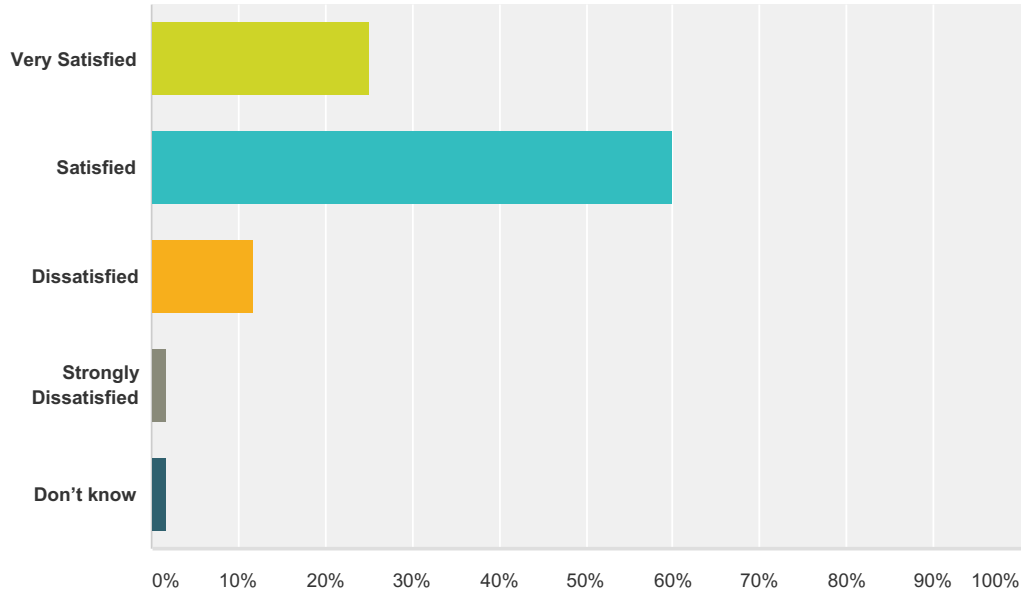
| Answer Choices | Responses |
|---------------------------------|-----------|
| Play and Learn at School (PALS) | 0.00% 0 |
| Kindergarten | 0.00% 0 |
| Grade 1 | 0.00% 0 |
| Grade 2 | 0.00% 0 |
| Grade 3 | 1.67% 1 |

EIPS Parent Survey November 2015

| | | |
|--------------|--------|-----------|
| Grade 4 | 0.00% | 0 |
| Grade 5 | 0.00% | 0 |
| Grade 6 | 1.67% | 1 |
| Grade 7 | 16.67% | 10 |
| Grade 8 | 16.67% | 10 |
| Grade 9 | 23.33% | 14 |
| Grade 10 | 8.33% | 5 |
| Grade 11 | 15.00% | 9 |
| Grade 12 | 16.67% | 10 |
| Total | | 60 |

Q3 How satisfied are you with the quality of education that your child is receiving at his/her school?

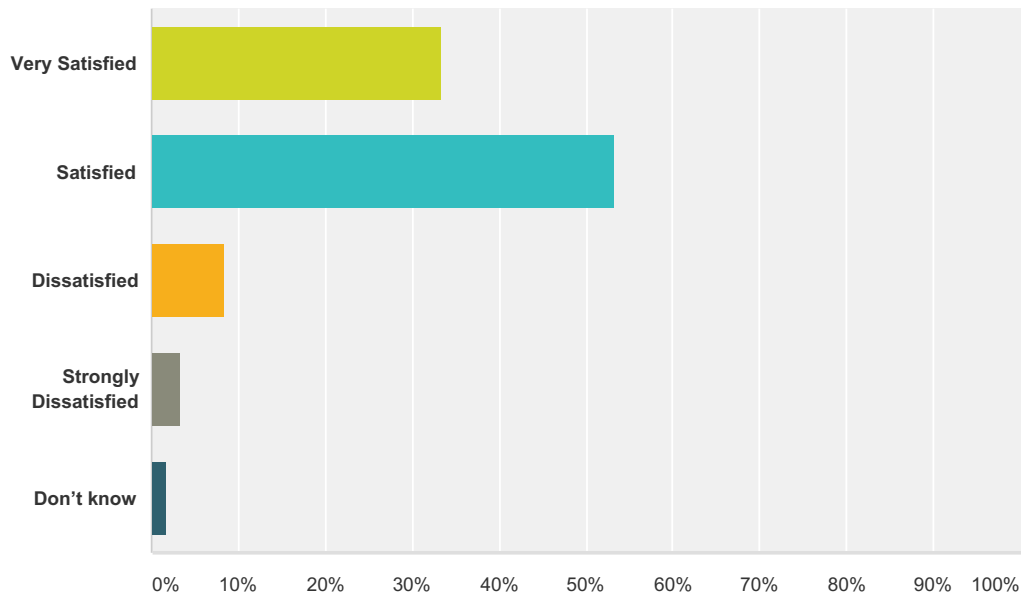
Answered: 60 Skipped: 0



| Answer Choices | Responses | |
|-----------------------|-----------|-----------|
| Very Satisfied | 25.00% | 15 |
| Satisfied | 60.00% | 36 |
| Dissatisfied | 11.67% | 7 |
| Strongly Dissatisfied | 1.67% | 1 |
| Don't know | 1.67% | 1 |
| Total | | 60 |

Q4 How satisfied are you with the quality of teaching at your child's school?

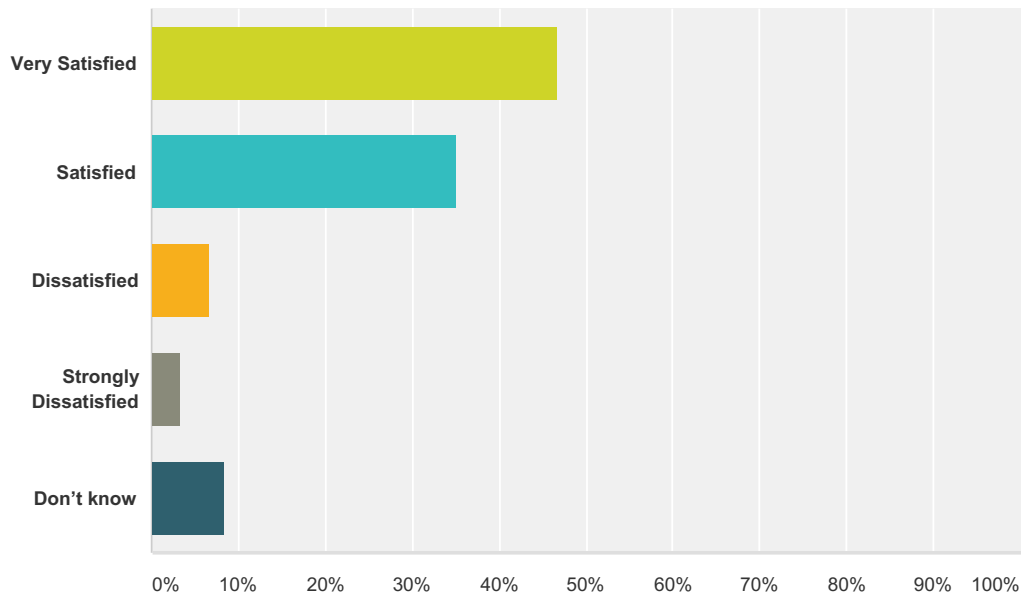
Answered: 60 Skipped: 0



| Answer Choices | Responses | Count |
|-----------------------|-----------|-----------|
| Very Satisfied | 33.33% | 20 |
| Satisfied | 53.33% | 32 |
| Dissatisfied | 8.33% | 5 |
| Strongly Dissatisfied | 3.33% | 2 |
| Don't know | 1.67% | 1 |
| Total | | 60 |

Q5 How satisfied are you with the leadership in your child's school?

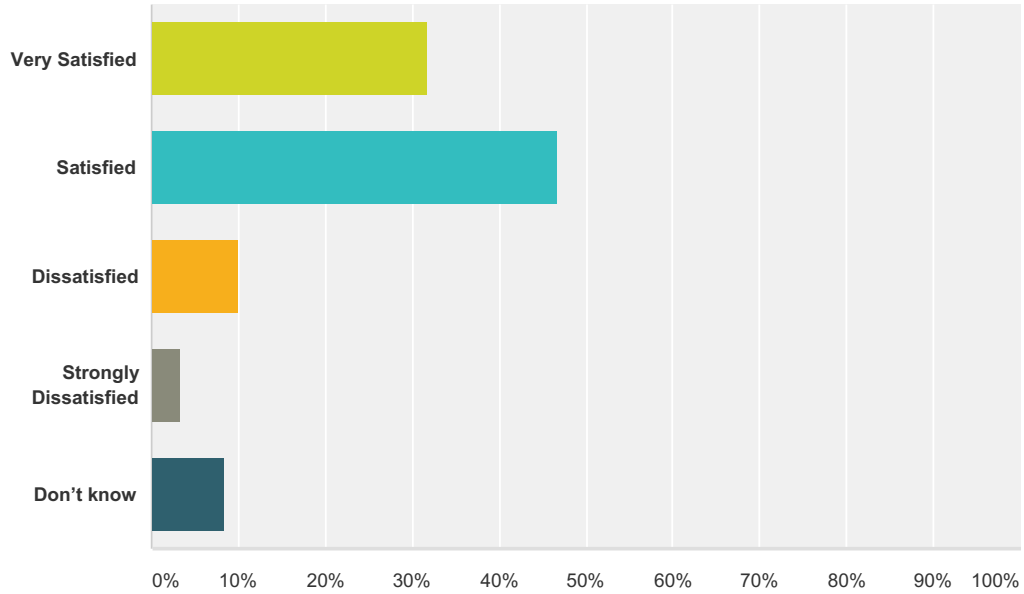
Answered: 60 Skipped: 0



| Answer Choices | Responses |
|-----------------------|-----------|
| Very Satisfied | 46.67% 28 |
| Satisfied | 35.00% 21 |
| Dissatisfied | 6.67% 4 |
| Strongly Dissatisfied | 3.33% 2 |
| Don't know | 8.33% 5 |
| Total | 60 |

Q6 How satisfied are you with the opportunity to be involved in decisions at your child's school?

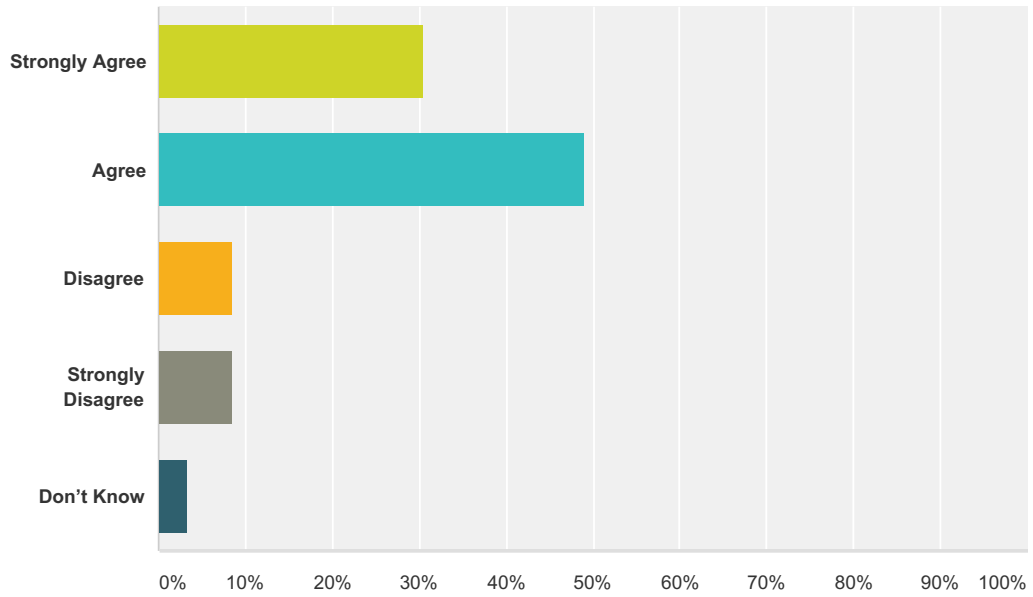
Answered: 60 Skipped: 0



| Answer Choices | Responses | |
|-----------------------|-----------|-----------|
| Very Satisfied | 31.67% | 19 |
| Satisfied | 46.67% | 28 |
| Dissatisfied | 10.00% | 6 |
| Strongly Dissatisfied | 3.33% | 2 |
| Don't know | 8.33% | 5 |
| Total | | 60 |

Q7 My child's individual needs are met.

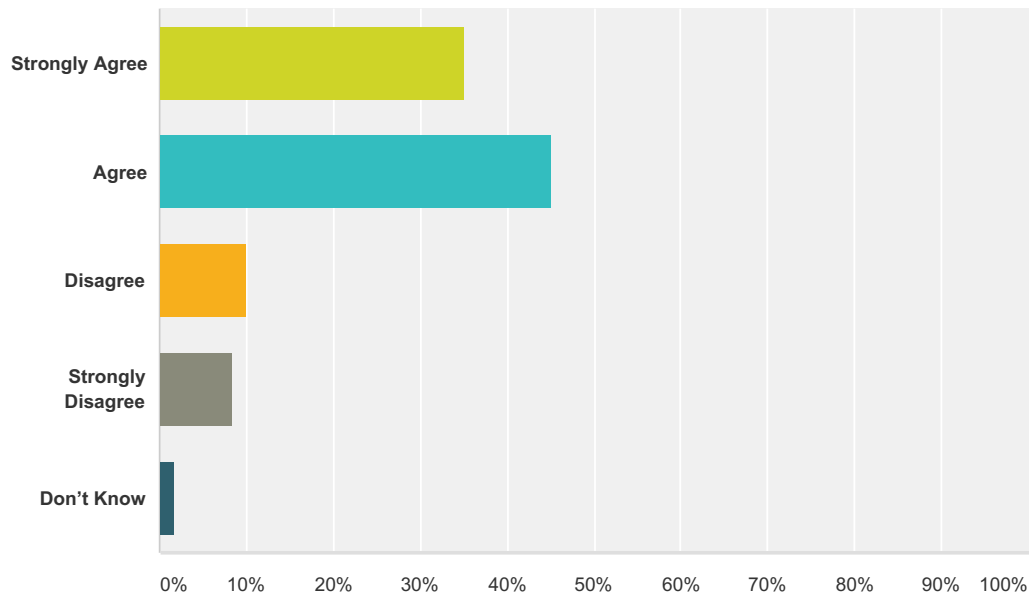
Answered: 59 Skipped: 1



| Answer Choices | Responses | |
|-------------------|-----------|-----------|
| Strongly Agree | 30.51% | 18 |
| Agree | 49.15% | 29 |
| Disagree | 8.47% | 5 |
| Strongly Disagree | 8.47% | 5 |
| Don't Know | 3.39% | 2 |
| Total | | 59 |

Q8 The school keeps me informed about my child's progress and achievement.

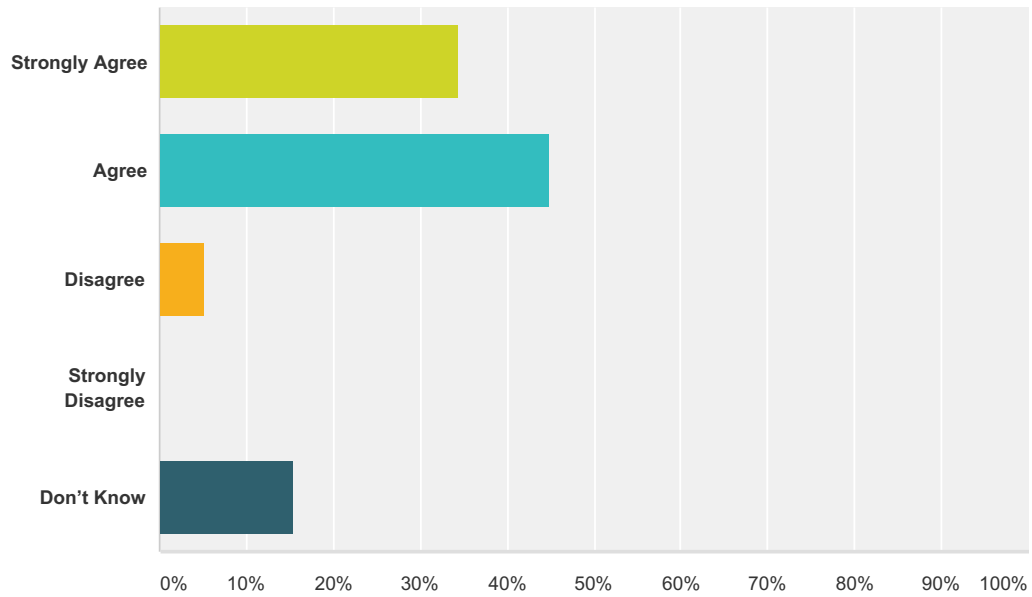
Answered: 60 Skipped: 0



| Answer Choices | Responses | Count |
|-------------------|-----------|-----------|
| Strongly Agree | 35.00% | 21 |
| Agree | 45.00% | 27 |
| Disagree | 10.00% | 6 |
| Strongly Disagree | 8.33% | 5 |
| Don't Know | 1.67% | 1 |
| Total | | 60 |

Q9 The rights and responsibilities of citizenship are reinforced in my child's school.

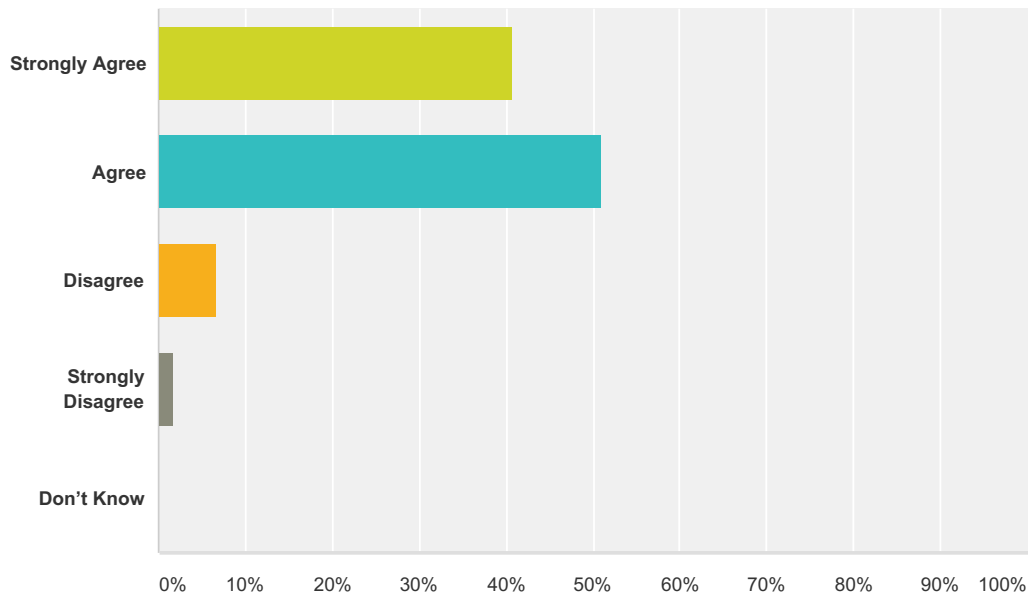
Answered: 58 Skipped: 2



| Answer Choices | Responses | |
|-------------------|-----------|-----------|
| Strongly Agree | 34.48% | 20 |
| Agree | 44.83% | 26 |
| Disagree | 5.17% | 3 |
| Strongly Disagree | 0.00% | 0 |
| Don't Know | 15.52% | 9 |
| Total | | 58 |

Q10 The school staff care about my child.

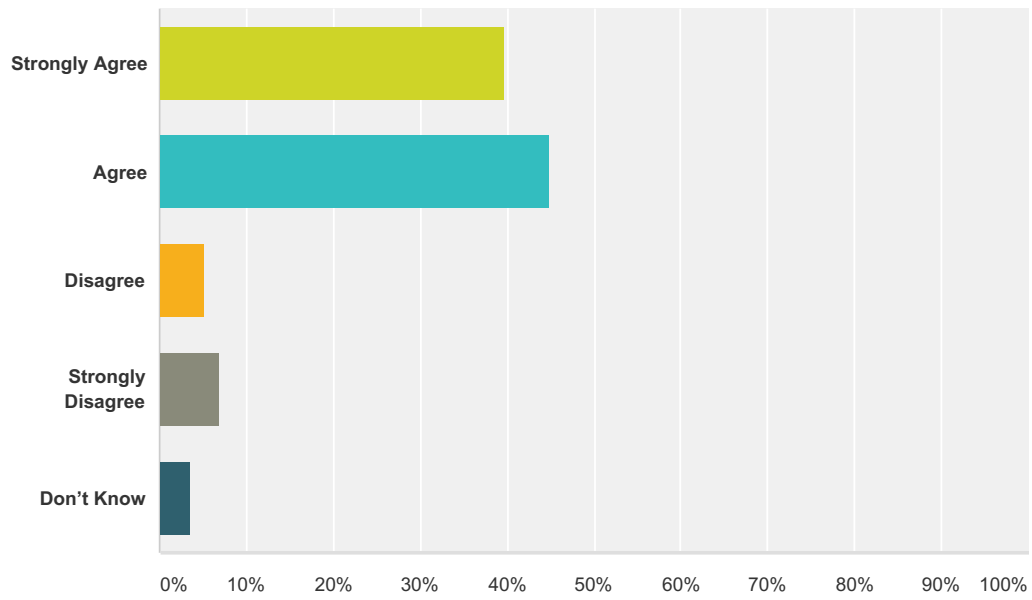
Answered: 59 Skipped: 1



| Answer Choices | Responses | |
|-------------------|-----------|-----------|
| Strongly Agree | 40.68% | 24 |
| Agree | 50.85% | 30 |
| Disagree | 6.78% | 4 |
| Strongly Disagree | 1.69% | 1 |
| Don't Know | 0.00% | 0 |
| Total | | 59 |

Q11 My child is encouraged at school to do his or her best.

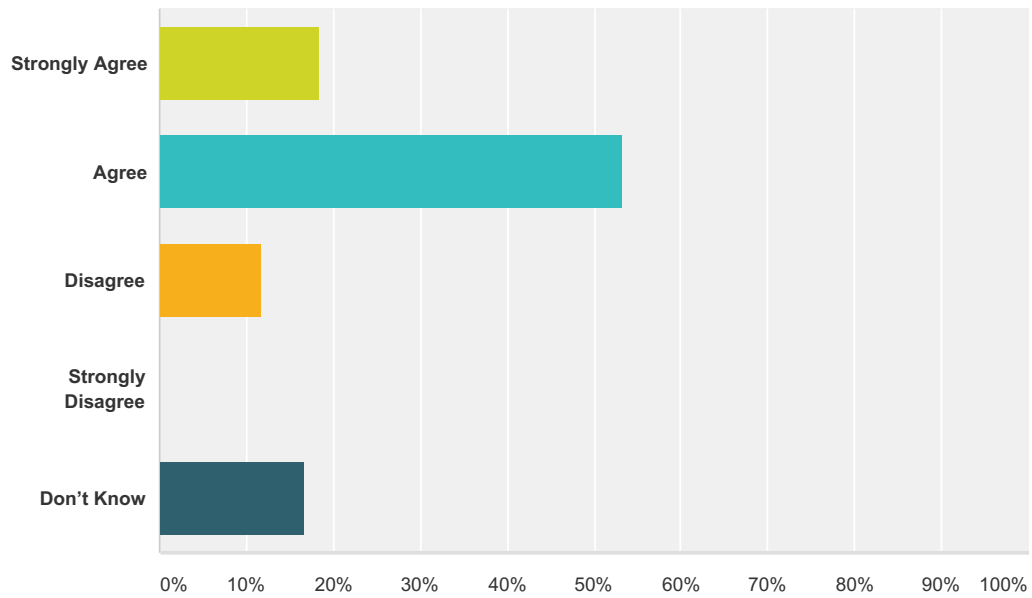
Answered: 58 Skipped: 2



| Answer Choices | Responses | Count |
|-------------------|-----------|-----------|
| Strongly Agree | 39.66% | 23 |
| Agree | 44.83% | 26 |
| Disagree | 5.17% | 3 |
| Strongly Disagree | 6.90% | 4 |
| Don't Know | 3.45% | 2 |
| Total | | 58 |

Q12 Discipline is handled in a fair and reasonable manner in my child's school.

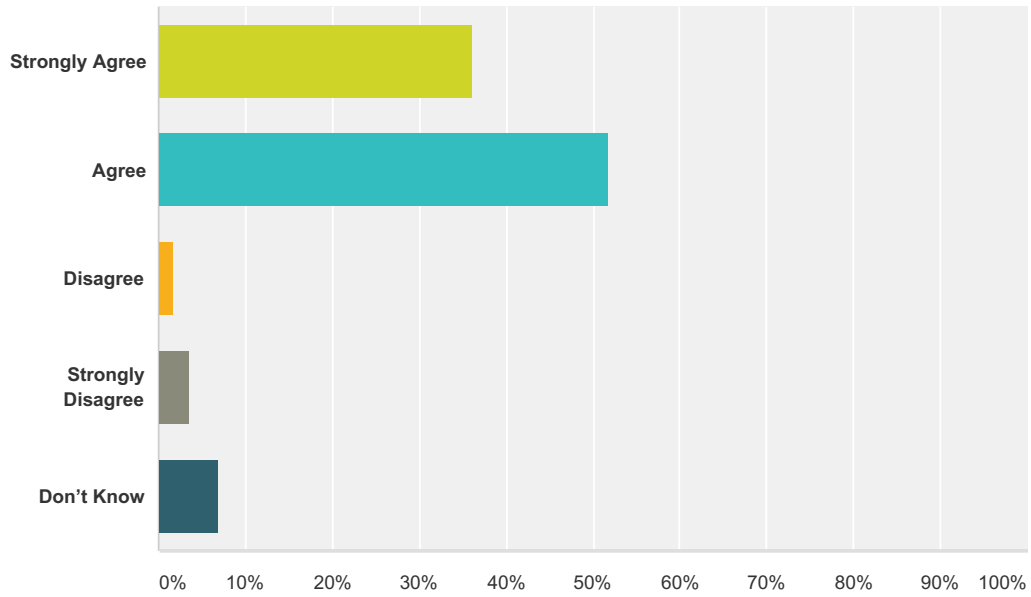
Answered: 60 Skipped: 0



| Answer Choices | Responses | |
|-------------------|-----------|-----------|
| Strongly Agree | 18.33% | 11 |
| Agree | 53.33% | 32 |
| Disagree | 11.67% | 7 |
| Strongly Disagree | 0.00% | 0 |
| Don't Know | 16.67% | 10 |
| Total | | 60 |

Q13 My child's school is safe.

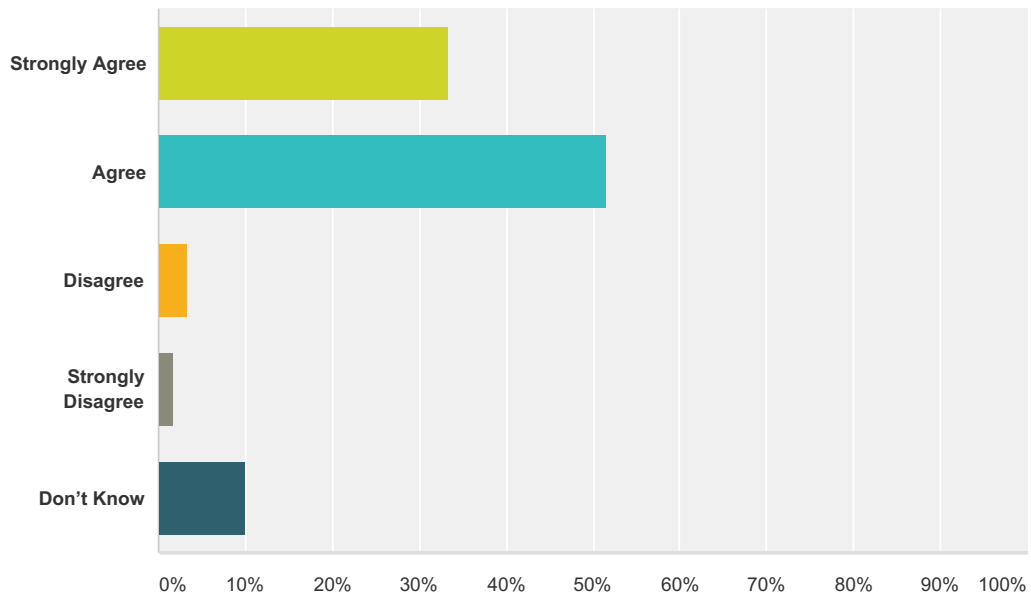
Answered: 58 Skipped: 2



| Answer Choices | Responses | |
|-------------------|-----------|-----------|
| Strongly Agree | 36.21% | 21 |
| Agree | 51.72% | 30 |
| Disagree | 1.72% | 1 |
| Strongly Disagree | 3.45% | 2 |
| Don't Know | 6.90% | 4 |
| Total | | 58 |

Q14 There is open and honest communication within my child's school.

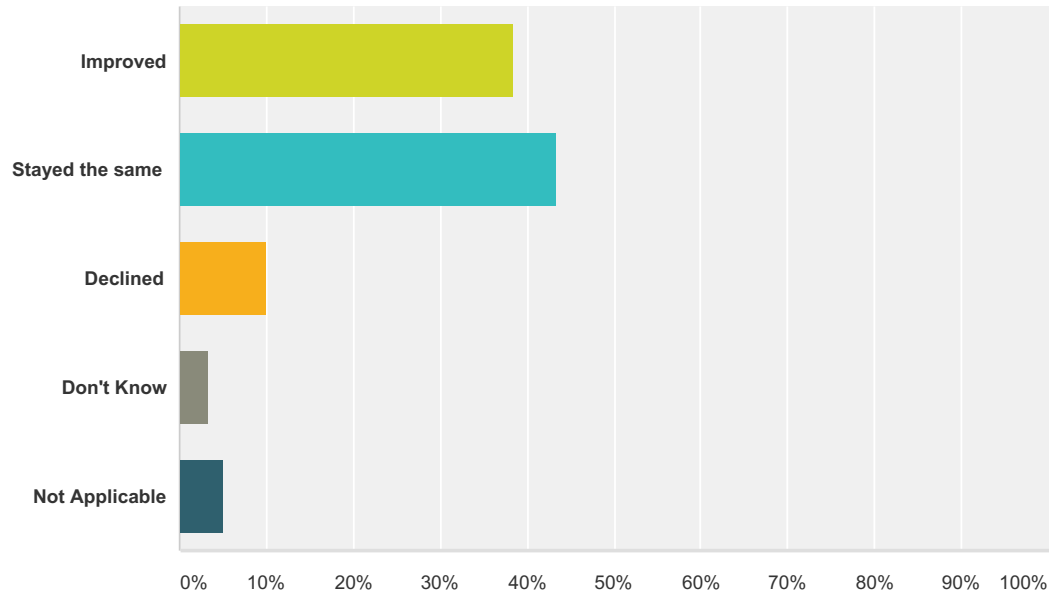
Answered: 60 Skipped: 0



| Answer Choices | Responses | |
|-------------------|-----------|-----------|
| Strongly Agree | 33.33% | 20 |
| Agree | 51.67% | 31 |
| Disagree | 3.33% | 2 |
| Strongly Disagree | 1.67% | 1 |
| Don't Know | 10.00% | 6 |
| Total | | 60 |

Q15 In your opinion, has the quality of education that your child experienced at school improved, stayed the same, or declined in the past three years.

Answered: 60 Skipped: 0



| Answer Choices | Responses | |
|-----------------|-----------|-----------|
| Improved | 38.33% | 23 |
| Stayed the same | 43.33% | 26 |
| Declined | 10.00% | 6 |
| Don't Know | 3.33% | 2 |
| Not Applicable | 5.00% | 3 |
| Total | | 60 |