


# Q1 Please indicate the school your child attends.

Answered: 46 Skipped: 0

A.L. Horton Elementary									
Andrew School									
Ardrossan Elementary									
Ardrossan Junior Senio...									
Bev Facey Community High									
Brentwood Elementary									
Bruderheim School									
Clover Bar Junior High									
École Campbelltown									
École Parc Élémentaire									
F.R. Haythorne Junior High									
Fort Saskatchewan...									
Fort Saskatchewan...									
Fort Saskatchewan...									
Fultonvale Elementary...									
Glen Allan Elementary									
James Mowat Elementary									
Lakeland Ridge									
Lamont Elementary									

# EIPS Parent Survey 2017-18



ANSWER CHOICES	RESPONSES
A.L. Horton Elementary	0.00% 0

EIPS Parent Survey 2017-18

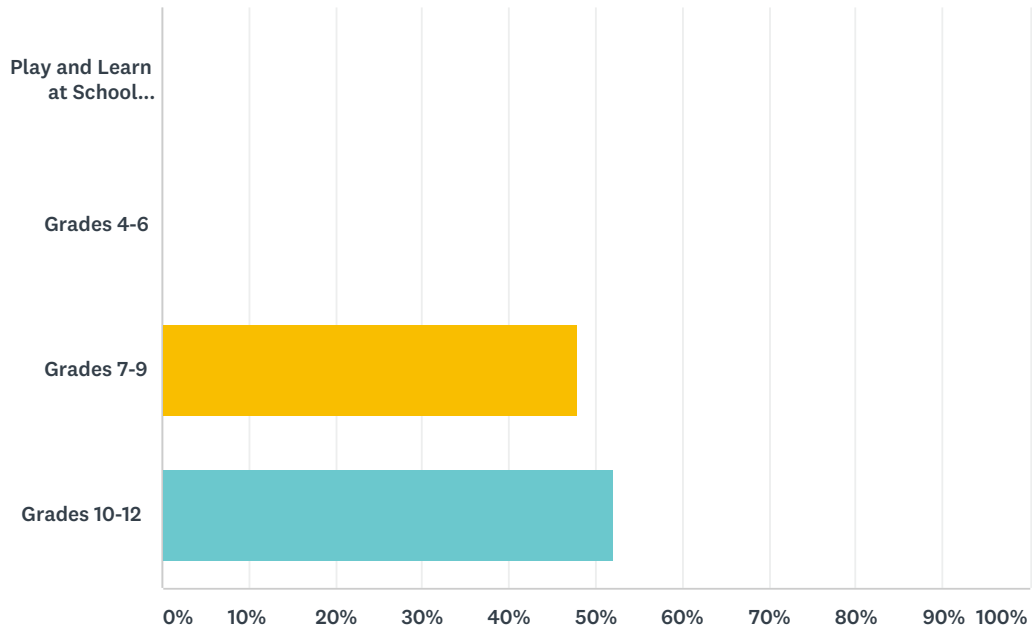
Andrew School	0.00%	0
Ardrossan Elementary	0.00%	0
Ardrossan Junior Senior High	0.00%	0
Bev Facey Community High	0.00%	0
Brentwood Elementary	0.00%	0
Bruderheim School	0.00%	0
Clover Bar Junior High	0.00%	0
École Campbelltown	0.00%	0
École Parc Élémentaire	0.00%	0
F.R. Haythorne Junior High	0.00%	0
Fort Saskatchewan Christian	0.00%	0
Fort Saskatchewan Elementary	0.00%	0
Fort Saskatchewan Senior High	0.00%	0
Fultonvale Elementary Junior High	0.00%	0
Glen Allan Elementary	0.00%	0
James Mowat Elementary	0.00%	0
Lakeland Ridge	0.00%	0
Lamont Elementary	0.00%	0
Lamont High	100.00%	46
Mills Haven Elementary	0.00%	0
Mundare School	0.00%	0
Next Step/Outreach	0.00%	0
Pine Street Elementary	0.00%	0
Rudolph Hennig Junior High	0.00%	0
Salisbury Composite High	0.00%	0
Sherwood Heights Junior High	0.00%	0
SouthPointe School	0.00%	0
Strathcona Christian Academy Elementary	0.00%	0
Strathcona Christian Academy Secondary	0.00%	0
Uncas Elementary	0.00%	0
Vegreville Composite High	0.00%	0
Wes Hosford Elementary	0.00%	0
Westboro Elementary	0.00%	0
Win Ferguson Elementary	0.00%	0

## EIPS Parent Survey 2017-18

Woodbridge Farms Elementary	0.00%	0
Wye Elementary	0.00%	0
TOTAL		46

## Q2 Please indicate your child's grade.

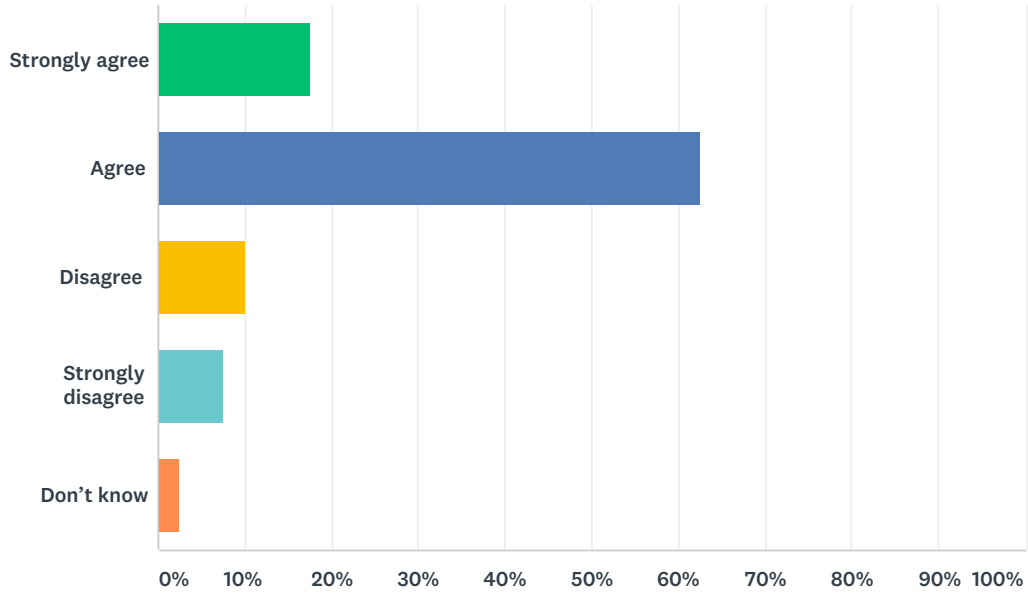
Answered: 46 Skipped: 0



ANSWER CHOICES	RESPONSES	
Play and Learn at School (PALS)KindergartenGrades 1-3	0.00%	0
Grades 4-6	0.00%	0
Grades 7-9	47.83%	22
Grades 10-12	52.17%	24
TOTAL		46

### Q3 My child's individual needs are met.

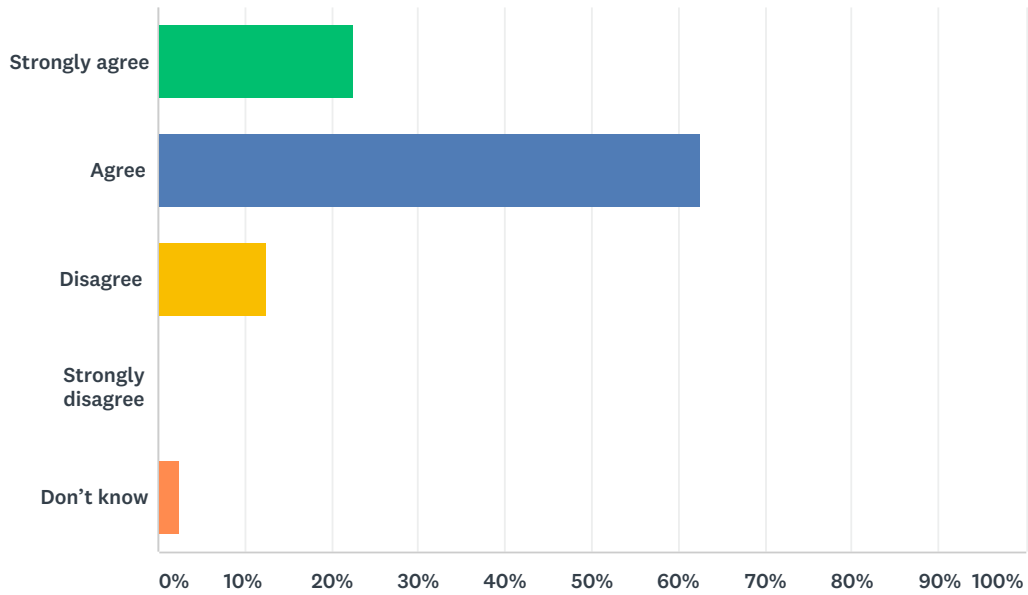
Answered: 40 Skipped: 6



ANSWER CHOICES	RESPONSES	
Strongly agree	17.50%	7
Agree	62.50%	25
Disagree	10.00%	4
Strongly disagree	7.50%	3
Don't know	2.50%	1
<b>TOTAL</b>		<b>40</b>

### Q4 My child is encouraged at school to do his or her best.

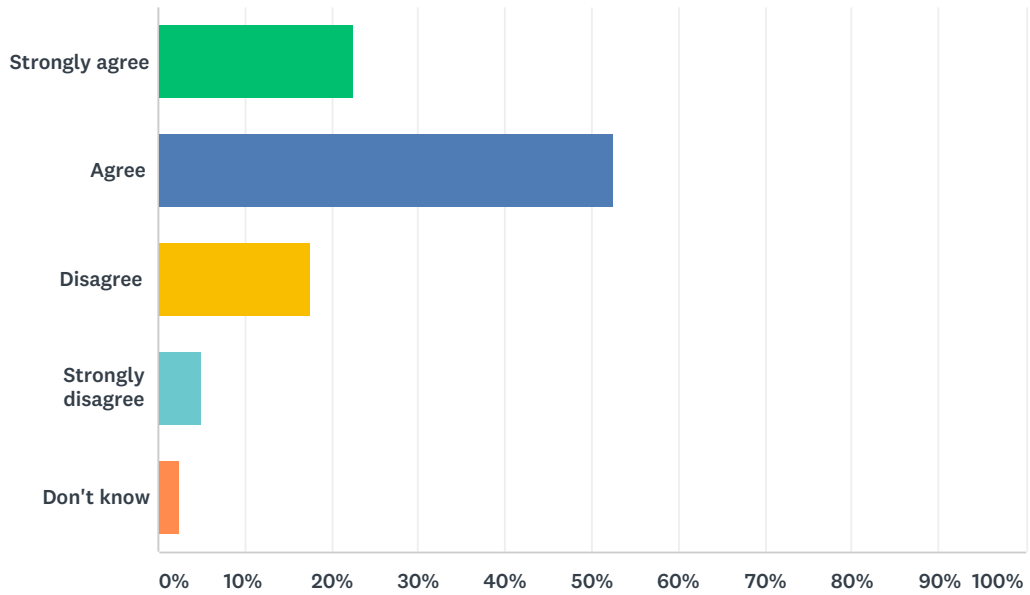
Answered: 40 Skipped: 6



ANSWER CHOICES	RESPONSES	
Strongly agree	22.50%	9
Agree	62.50%	25
Disagree	12.50%	5
Strongly disagree	0.00%	0
Don't know	2.50%	1
<b>TOTAL</b>		<b>40</b>

### Q5 My child is demonstrating growth in literacy.

Answered: 40 Skipped: 6

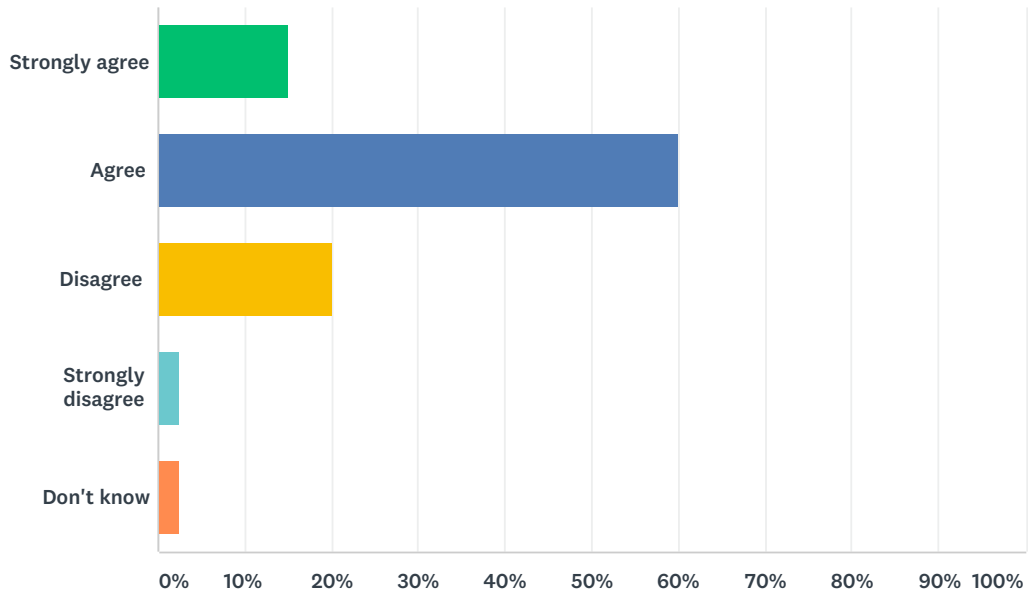


ANSWER CHOICES	RESPONSES	
Strongly agree	22.50%	9
Agree	52.50%	21
Disagree	17.50%	7
Strongly disagree	5.00%	2
Don't know	2.50%	1
<b>TOTAL</b>		<b>40</b>



## Q6 My child is demonstrating growth in numeracy.

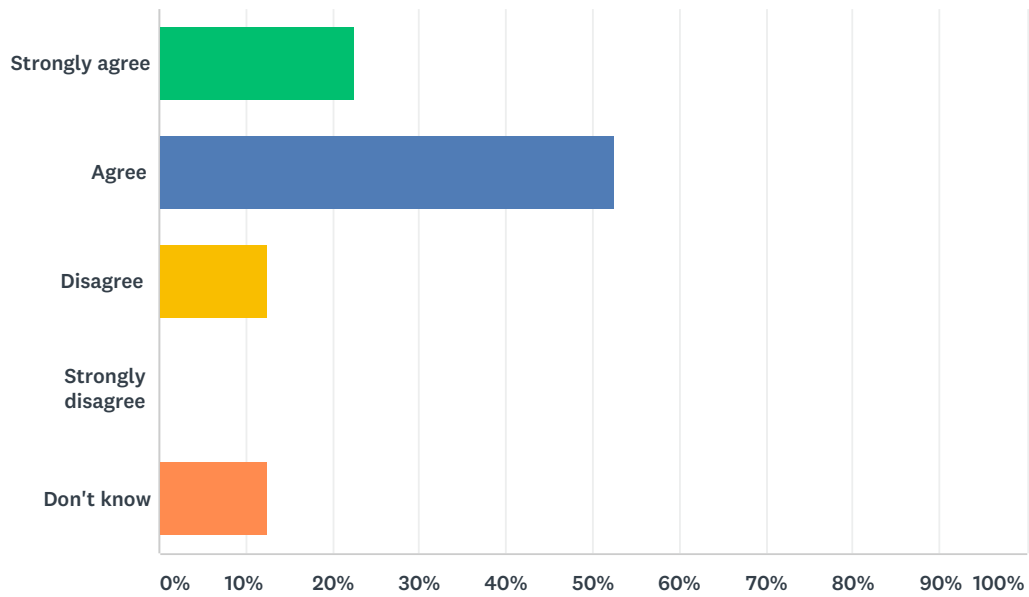
Answered: 40 Skipped: 6



ANSWER CHOICES	RESPONSES	
Strongly agree	15.00%	6
Agree	60.00%	24
Disagree	20.00%	8
Strongly disagree	2.50%	1
Don't know	2.50%	1
<b>TOTAL</b>		<b>40</b>

## Q7 My child has an understanding of First Nations, Métis and Inuit culture and history.

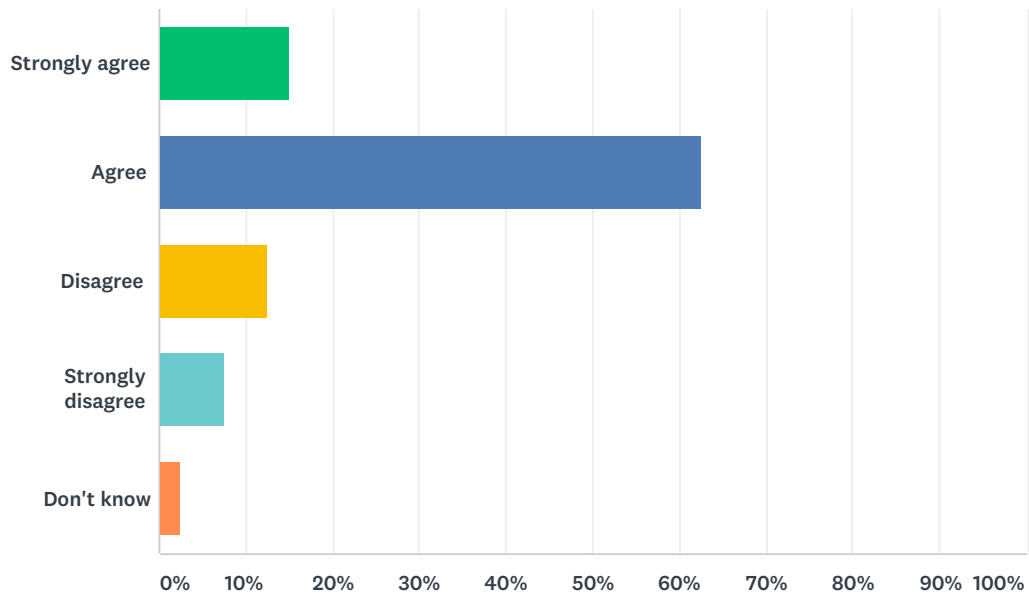
Answered: 40 Skipped: 6



ANSWER CHOICES	RESPONSES	
Strongly agree	22.50%	9
Agree	52.50%	21
Disagree	12.50%	5
Strongly disagree	0.00%	0
Don't know	12.50%	5
<b>TOTAL</b>		<b>40</b>

## Q8 My child is being taught knowledge, skills and attitudes necessary to be successful in life.

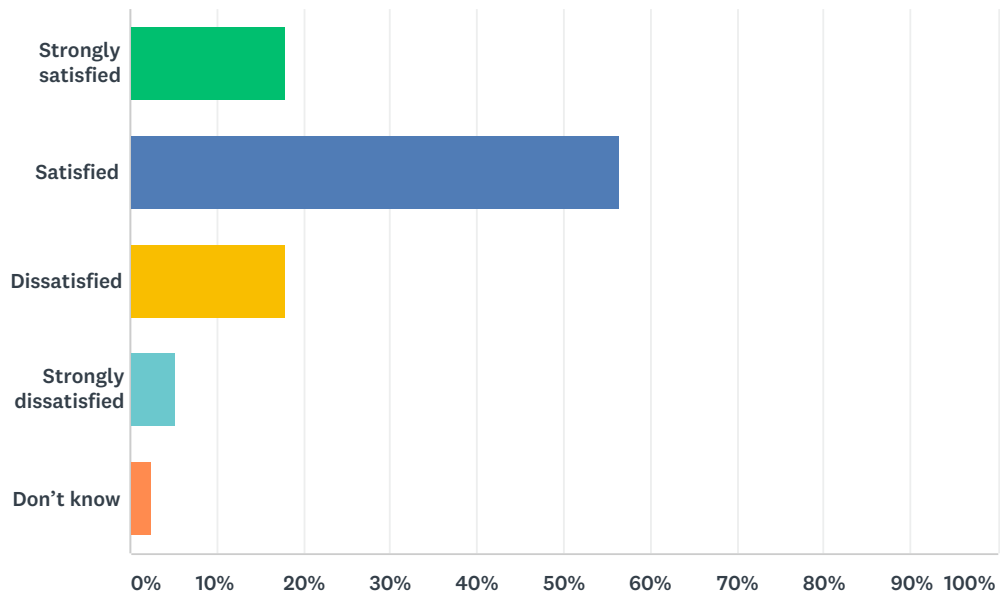
Answered: 40 Skipped: 6



ANSWER CHOICES	RESPONSES	
Strongly agree	15.00%	6
Agree	62.50%	25
Disagree	12.50%	5
Strongly disagree	7.50%	3
Don't know	2.50%	1
<b>TOTAL</b>		<b>40</b>

## Q9 How satisfied are you with the quality of education your child is receiving at his or her school?

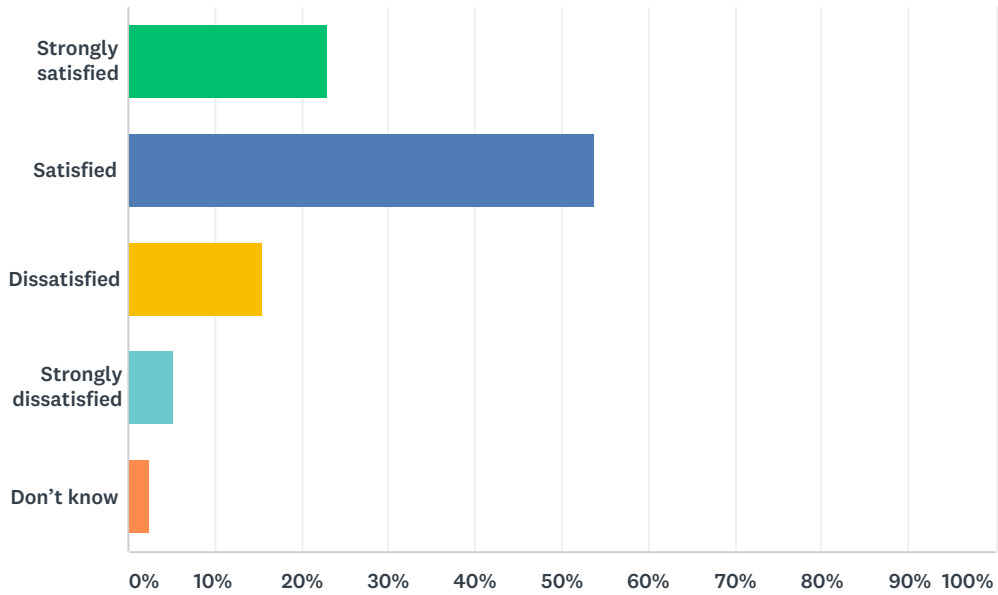
Answered: 39 Skipped: 7



ANSWER CHOICES	RESPONSES	
Strongly satisfied	17.95%	7
Satisfied	56.41%	22
Dissatisfied	17.95%	7
Strongly dissatisfied	5.13%	2
Don't know	2.56%	1
<b>TOTAL</b>		<b>39</b>

## Q10 How satisfied are you with the quality of teaching at your child's school?

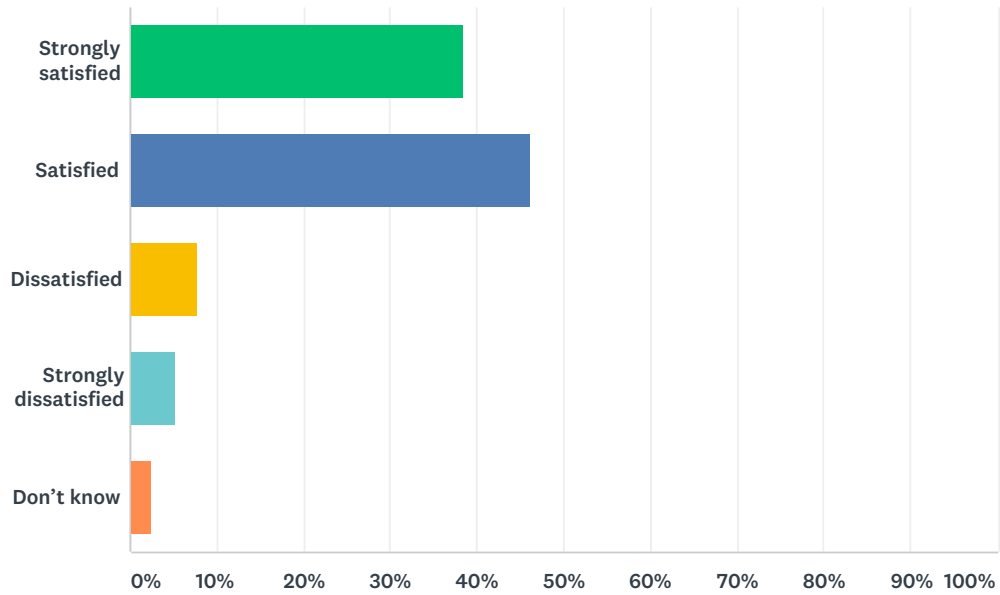
Answered: 39 Skipped: 7



ANSWER CHOICES	RESPONSES	
Strongly satisfied	23.08%	9
Satisfied	53.85%	21
Dissatisfied	15.38%	6
Strongly dissatisfied	5.13%	2
Don't know	2.56%	1
<b>TOTAL</b>		<b>39</b>

## Q11 How satisfied are you with the leadership in your child's school?

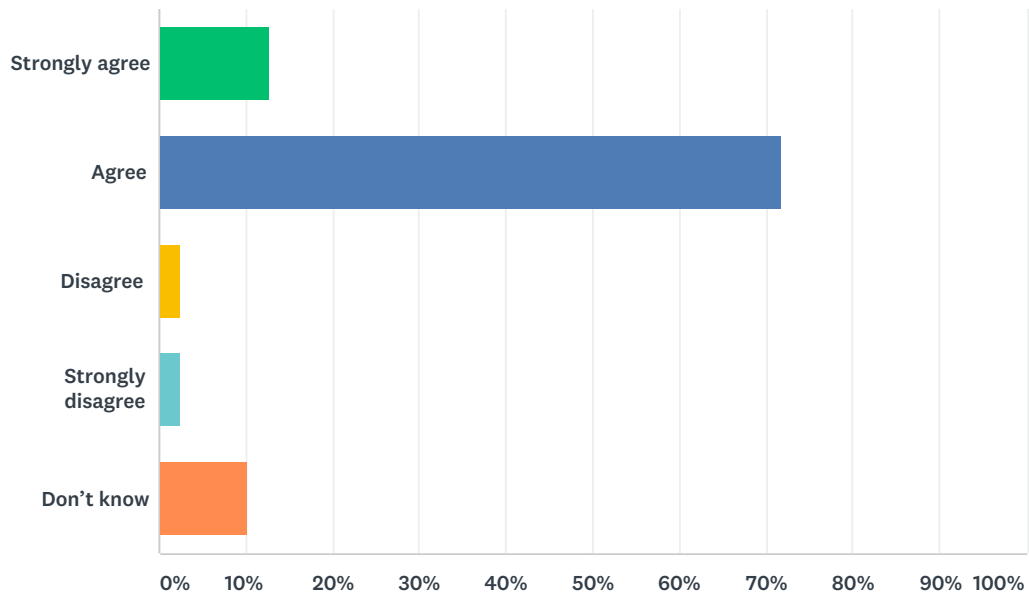
Answered: 39 Skipped: 7



ANSWER CHOICES	RESPONSES	
Strongly satisfied	38.46%	15
Satisfied	46.15%	18
Dissatisfied	7.69%	3
Strongly dissatisfied	5.13%	2
Don't know	2.56%	1
<b>TOTAL</b>		<b>39</b>

## Q12 The rights and responsibilities of citizenship are reinforced in my child's school.

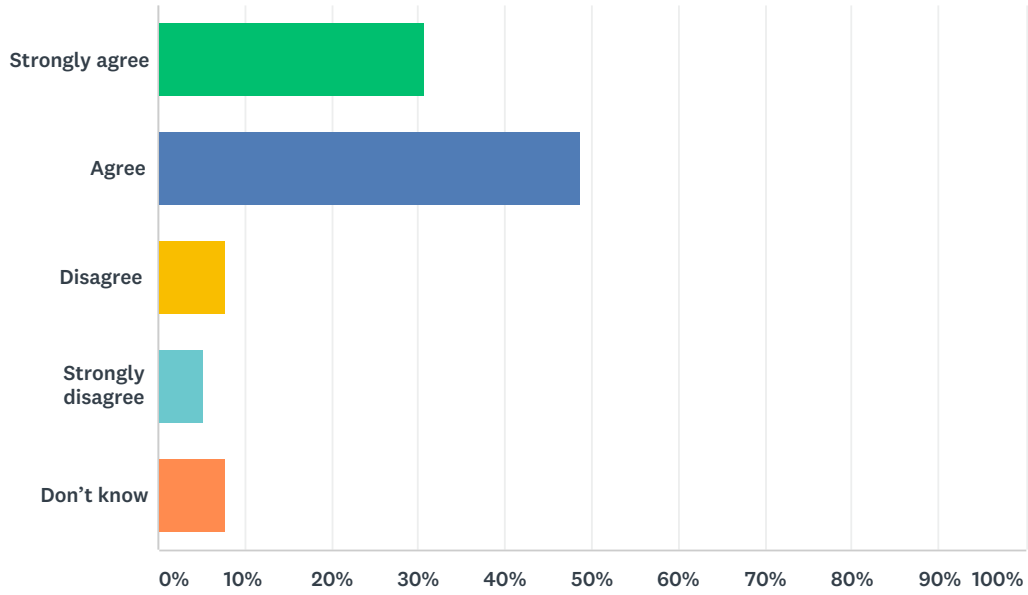
Answered: 39 Skipped: 7



ANSWER CHOICES	RESPONSES	
Strongly agree	12.82%	5
Agree	71.79%	28
Disagree	2.56%	1
Strongly disagree	2.56%	1
Don't know	10.26%	4
<b>TOTAL</b>		<b>39</b>

### Q13 The school staff care about my child.

Answered: 39 Skipped: 7

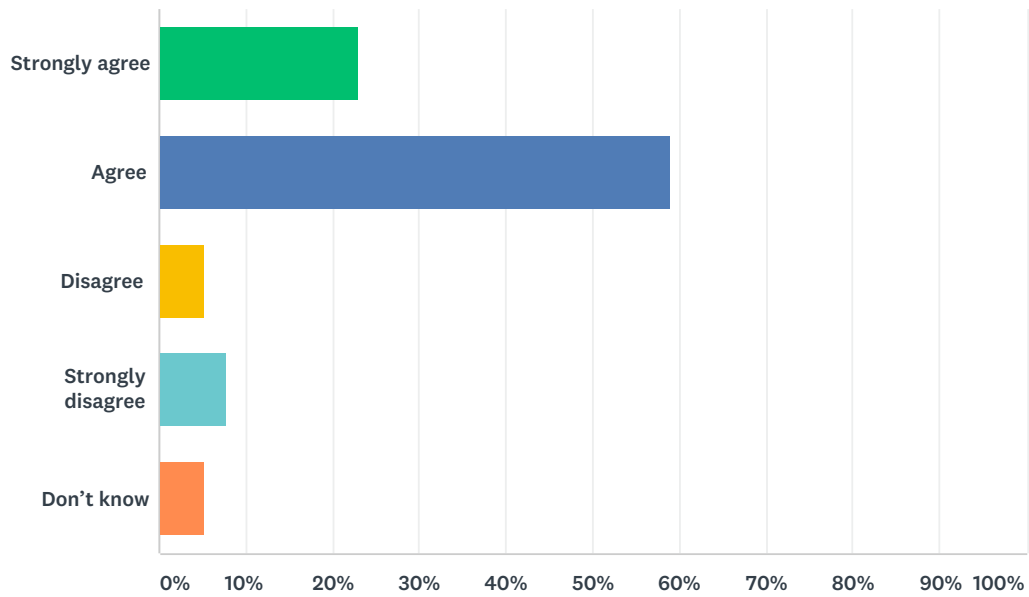


ANSWER CHOICES	RESPONSES	
Strongly agree	30.77%	12
Agree	48.72%	19
Disagree	7.69%	3
Strongly disagree	5.13%	2
Don't know	7.69%	3
<b>TOTAL</b>		<b>39</b>



## Q14 Discipline is handled in a fair and reasonable manner in my child's school.

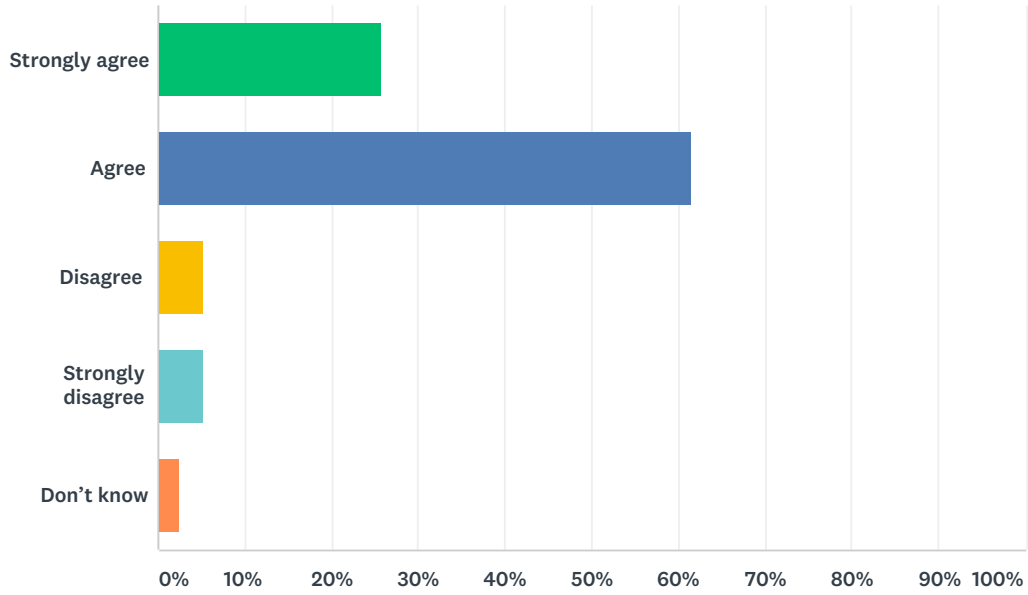
Answered: 39 Skipped: 7



ANSWER CHOICES	RESPONSES	
Strongly agree	23.08%	9
Agree	58.97%	23
Disagree	5.13%	2
Strongly disagree	7.69%	3
Don't know	5.13%	2
<b>TOTAL</b>		<b>39</b>

### Q15 My child's school is safe.

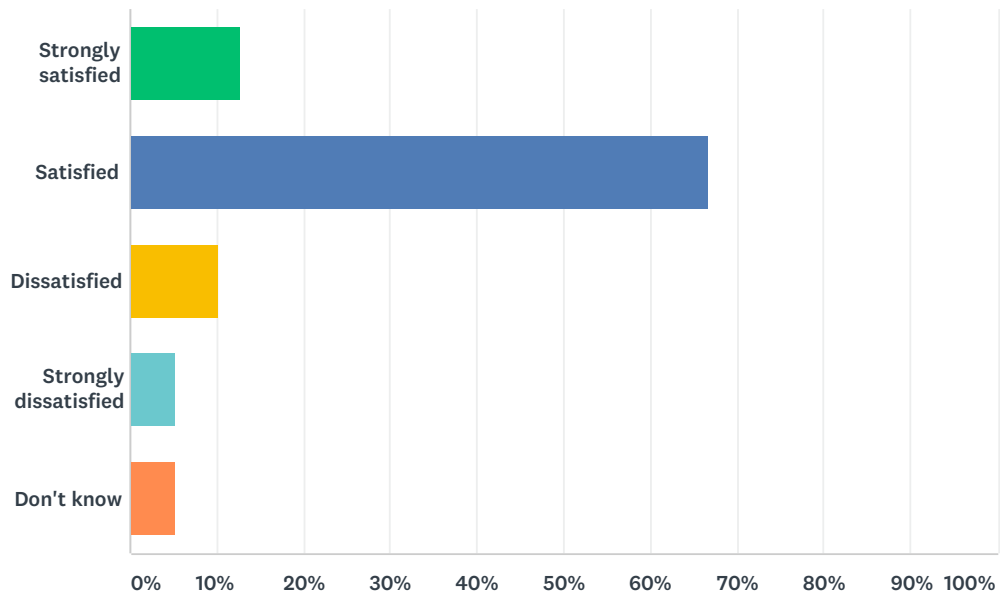
Answered: 39 Skipped: 7



ANSWER CHOICES	RESPONSES	
Strongly agree	25.64%	10
Agree	61.54%	24
Disagree	5.13%	2
Strongly disagree	5.13%	2
Don't know	2.56%	1
<b>TOTAL</b>		<b>39</b>

## Q16 How satisfied are you with the resources available to support your child's learning?

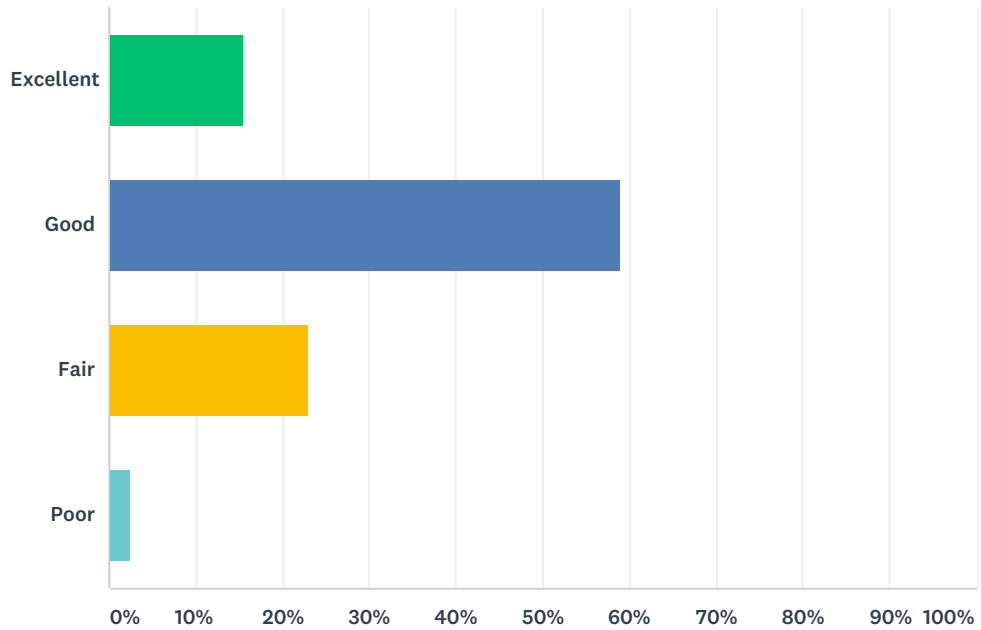
Answered: 39 Skipped: 7



ANSWER CHOICES	RESPONSES	
Strongly satisfied	12.82%	5
Satisfied	66.67%	26
Dissatisfied	10.26%	4
Strongly dissatisfied	5.13%	2
Don't know	5.13%	2
<b>TOTAL</b>		<b>39</b>

### Q17 How would you rate the physical condition of your child's school?

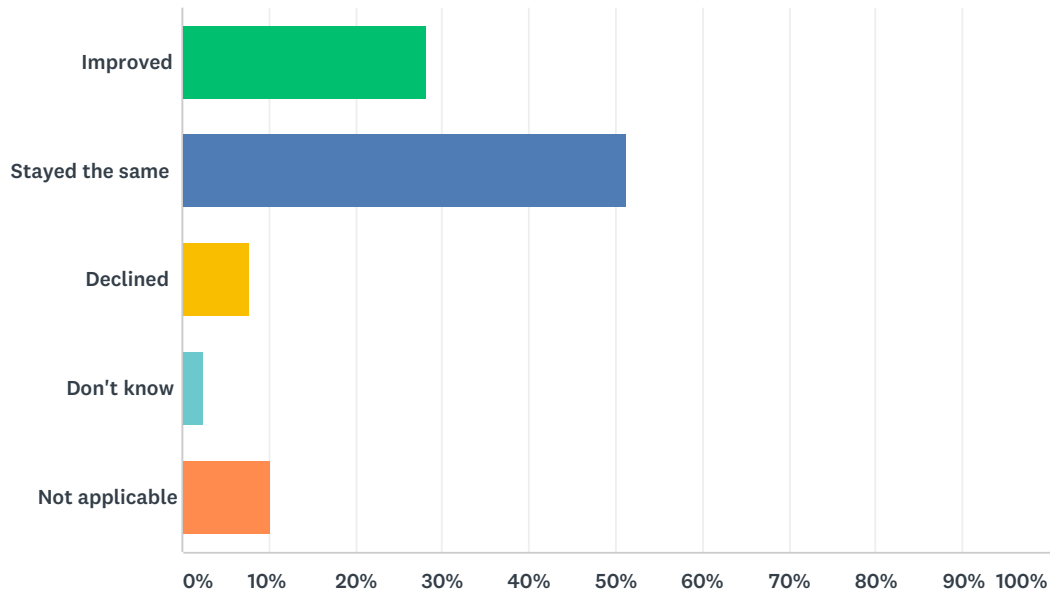
Answered: 39 Skipped: 7



ANSWER CHOICES	RESPONSES	
Excellent	15.38%	6
Good	58.97%	23
Fair	23.08%	9
Poor	2.56%	1
TOTAL		39

### Q18 In your opinion, has the quality of education your child has experienced at school improved, stayed the same or declined in the past three years?

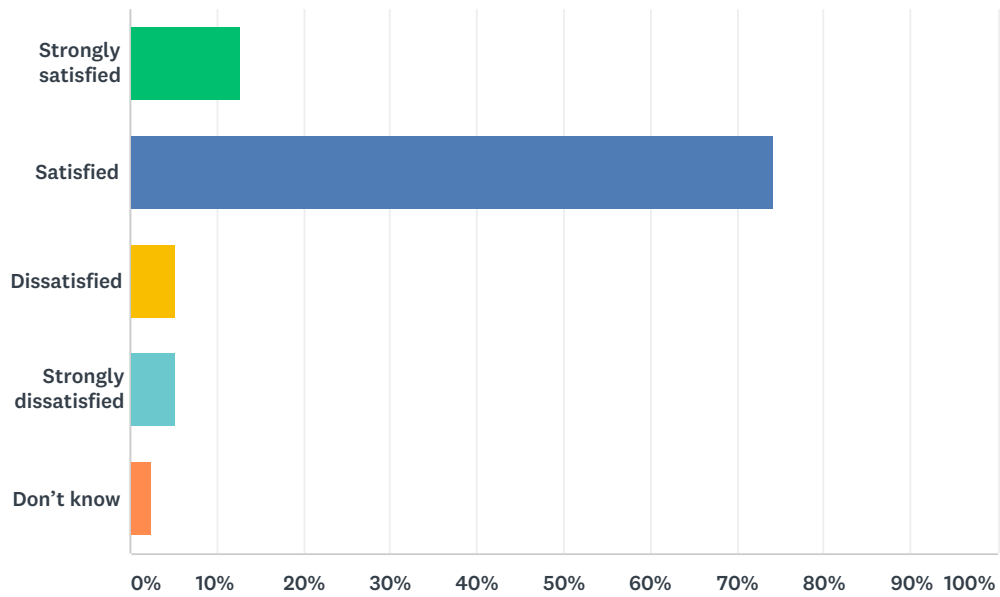
Answered: 39 Skipped: 7



ANSWER CHOICES	RESPONSES	
Improved	28.21%	11
Stayed the same	51.28%	20
Declined	7.69%	3
Don't know	2.56%	1
Not applicable	10.26%	4
<b>TOTAL</b>		<b>39</b>

## Q19 How satisfied are you with the opportunity to be involved in decisions at your child's school?

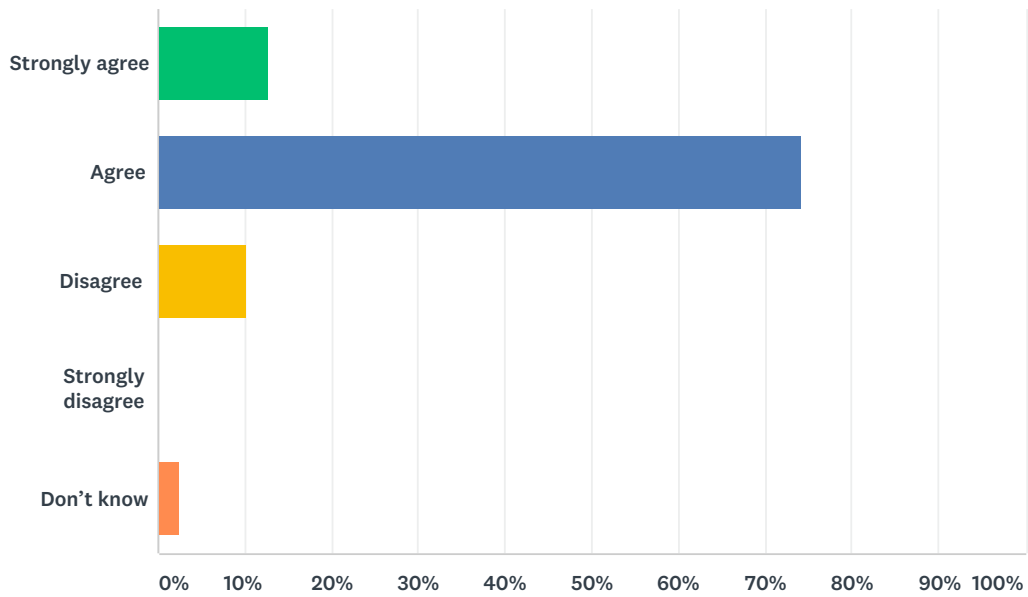
Answered: 39 Skipped: 7



ANSWER CHOICES	RESPONSES	
Strongly satisfied	12.82%	5
Satisfied	74.36%	29
Dissatisfied	5.13%	2
Strongly dissatisfied	5.13%	2
Don't know	2.56%	1
<b>TOTAL</b>		<b>39</b>

## Q20 The school keeps me informed about my child's progress and achievement.

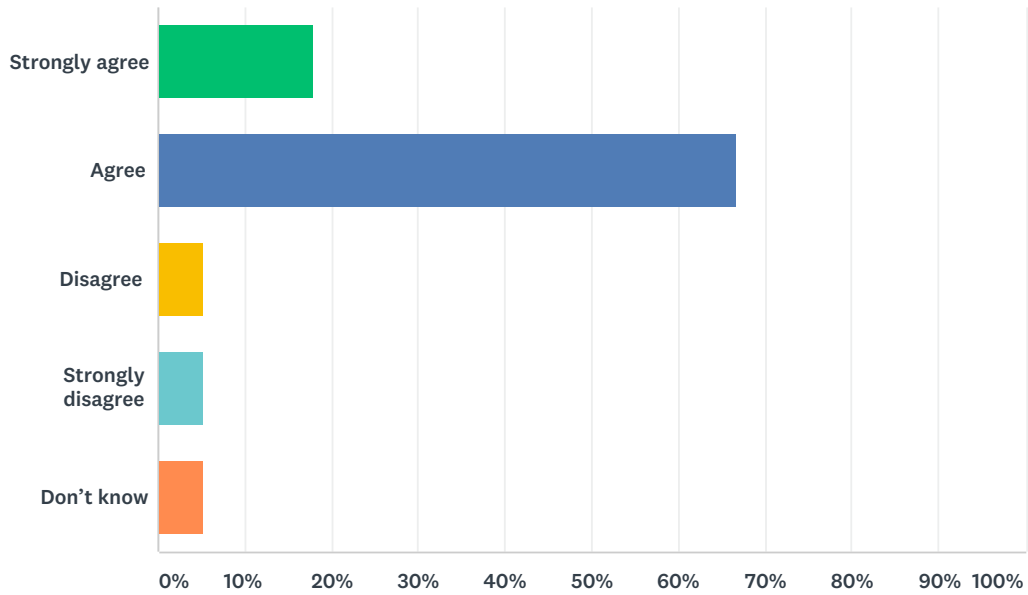
Answered: 39 Skipped: 7



ANSWER CHOICES	RESPONSES	
Strongly agree	12.82%	5
Agree	74.36%	29
Disagree	10.26%	4
Strongly disagree	0.00%	0
Don't know	2.56%	1
<b>TOTAL</b>		<b>39</b>

## Q21 There is open and honest communication within my child's school.

Answered: 39 Skipped: 7

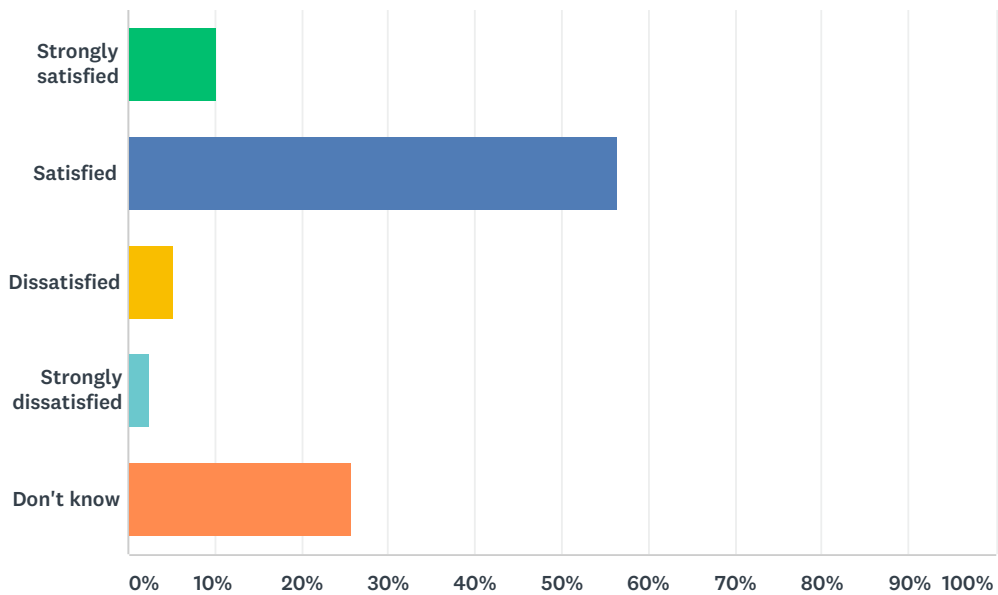


ANSWER CHOICES	RESPONSES	
Strongly agree	17.95%	7
Agree	66.67%	26
Disagree	5.13%	2
Strongly disagree	5.13%	2
Don't know	5.13%	2
<b>TOTAL</b>		<b>39</b>



Q22 How satisfied are you with the community partnerships that may be established at your school? For example: Saffron, KEYS program, Green Certificate, lunch programs, after-school programs, RAP, Tools for School, Scratch Day, Entrepreneurial Adventure, scholarships/grants, etc.

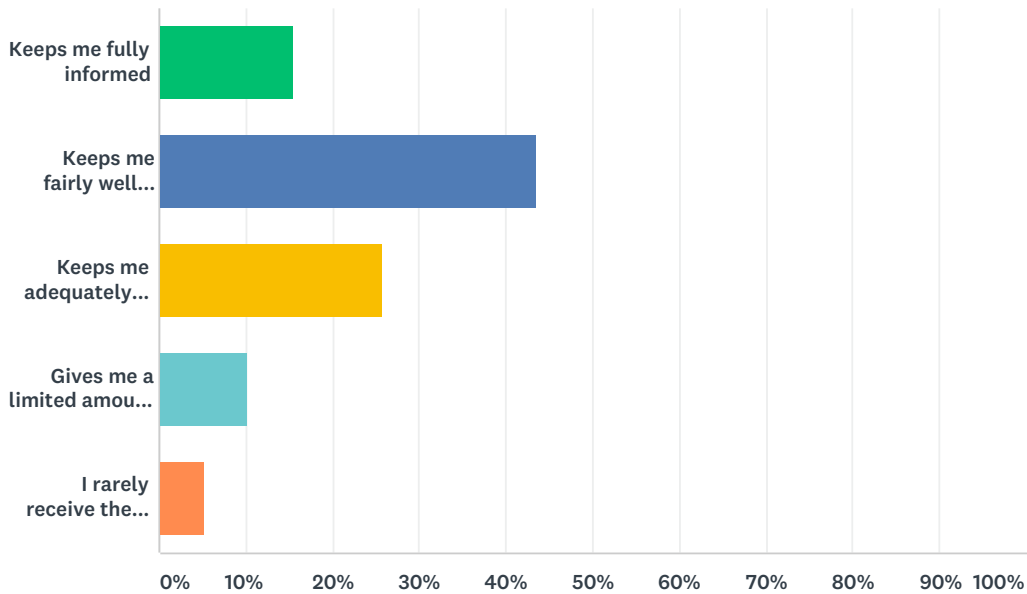
Answered: 39 Skipped: 7



ANSWER CHOICES	RESPONSES	
Strongly satisfied	10.26%	4
Satisfied	56.41%	22
Dissatisfied	5.13%	2
Strongly dissatisfied	2.56%	1
Don't know	25.64%	10
<b>TOTAL</b>		<b>39</b>

**Q23 Elk Island Public Schools appreciates the opportunity to stay connected with parents about news, activities, programs and other matters of importance. What is your impression of the communication you receive from your child's school?**

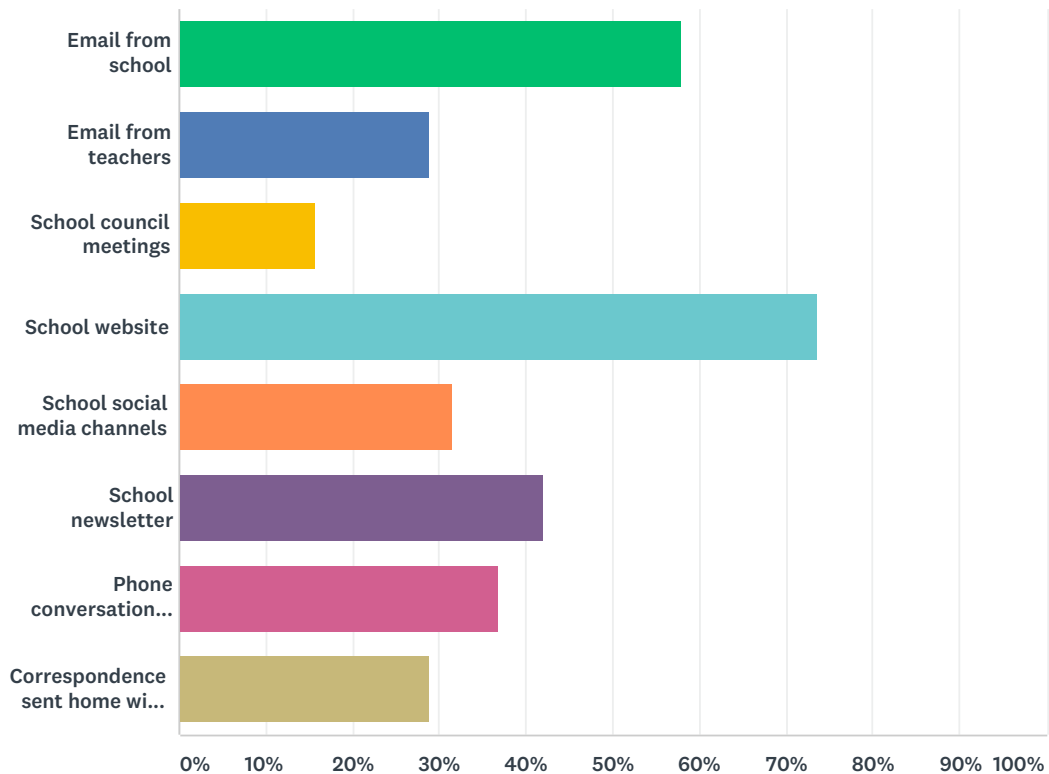
Answered: 39 Skipped: 7



ANSWER CHOICES	RESPONSES	
Keeps me fully informed	15.38%	6
Keeps me fairly well informed	43.59%	17
Keeps me adequately informed	25.64%	10
Gives me a limited amount of information	10.26%	4
I rarely receive the information I need	5.13%	2
<b>TOTAL</b>		<b>39</b>

## Q24 Do you regularly make use of the following to keep up to date on school activities, programs, etc.? Check all that apply.

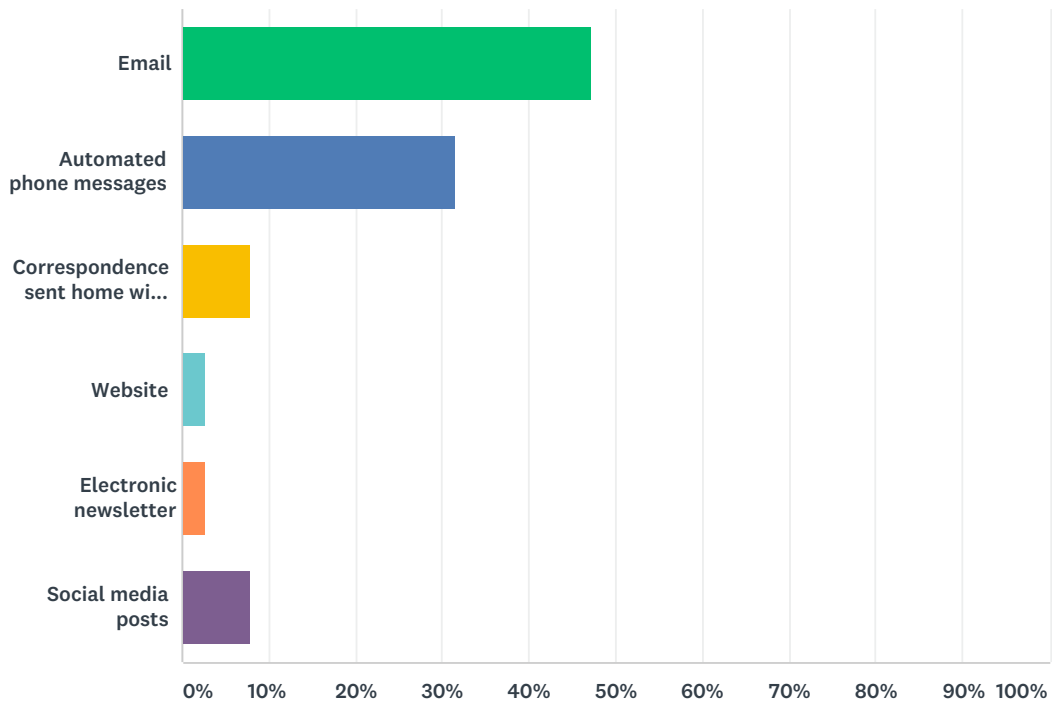
Answered: 38 Skipped: 8



ANSWER CHOICES	RESPONSES	
Email from school	57.89%	22
Email from teachers	28.95%	11
School council meetings	15.79%	6
School website	73.68%	28
School social media channels	31.58%	12
School newsletter	42.11%	16
Phone conversations with school and/or teachers	36.84%	14
Correspondence sent home with your child	28.95%	11
Total Respondents: 38		

## Q25 What is your most preferred method of communication from the school and Division?

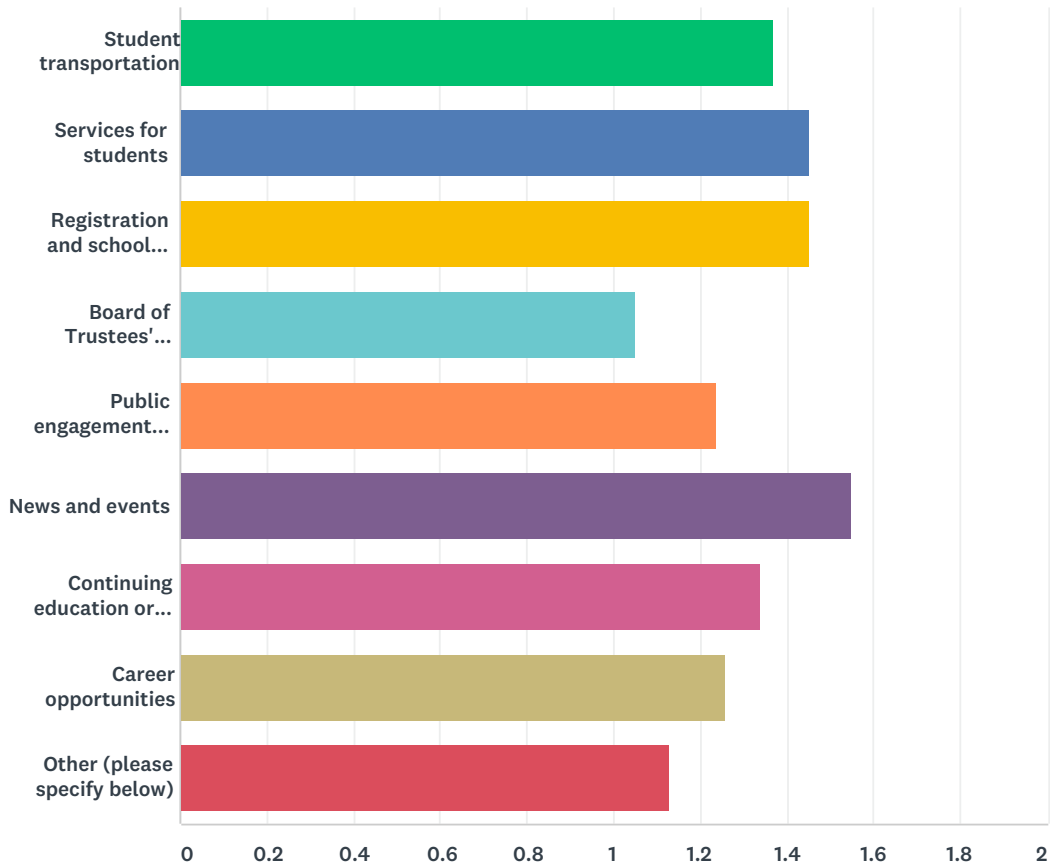
Answered: 38 Skipped: 8



ANSWER CHOICES	RESPONSES	
Email	47.37%	18
Automated phone messages	31.58%	12
Correspondence sent home with your child	7.89%	3
Website	2.63%	1
Electronic newsletter	2.63%	1
Social media posts	7.89%	3
<b>TOTAL</b>		<b>38</b>

Q26 Do you visit the Division website (www.eips.ca) for information on:

Answered: 38 Skipped: 8



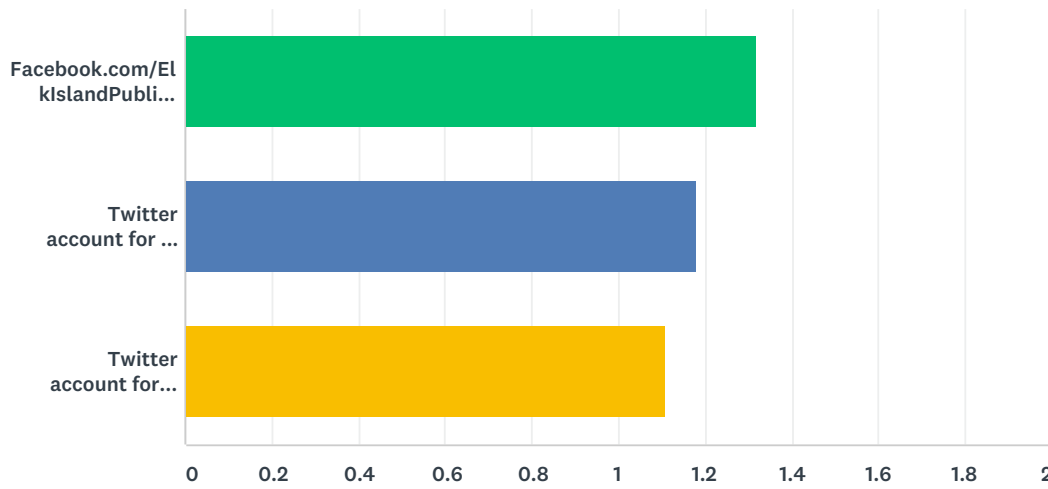
	YES	NO	TOTAL	WEIGHTED AVERAGE
Student transportation	36.84% 14	63.16% 24	38	1.37
Services for students	44.74% 17	55.26% 21	38	1.45
Registration and school boundaries	44.74% 17	55.26% 21	38	1.45
Board of Trustees' meetings	5.26% 2	94.74% 36	38	1.05
Public engagement initiatives	23.68% 9	76.32% 29	38	1.24
News and events	55.26% 21	44.74% 17	38	1.55
Continuing education or summer courses	34.21% 13	65.79% 25	38	1.34
Career opportunities	26.32% 10	73.68% 28	38	1.26
Other (please specify below)	13.16% 5	86.84% 33	38	1.13

## EIPS Parent Survey 2017-18

#	OTHER:	DATE
1	Sports programs AFTER not receiving any other correspondence of when tryouts were at the beginning of the school year.	3/20/2018 9:34 PM
2	School Calendar	3/6/2018 8:59 AM

## Q27 Elk Island Public Schools shares news and information on its social media channels. Do you follow:

Answered: 38 Skipped: 8



	YES	NO	TOTAL	WEIGHTED AVERAGE
Facebook.com/ElkIslandPublicSchools	31.58% 12	68.42% 26	38	1.32
Twitter account for the Division (@eips)	18.42% 7	81.58% 31	38	1.18
Twitter account for EIPS Student Transportation (@eipsST)	10.53% 4	89.47% 34	38	1.11