

2022-23 EIPS Annual Feedback Survey: Parents and Caregivers

Percentage of Responses	Elementary	James Mowat Elementary	Lakeland Ridge	Lamont Elementary	Lamont High	Mills Haven Elementary	Mundare School	Next Step/Outreach	Pine Street Elementary	Rudolph Hennig Junior High	Salisbury Composite High	Sherwood Heights Juni...	SouthPointe School	Strathcona Christian...	Strathcona Christian...	Uncas Elementary	Vegreville Composite High	Wes Hosford Elementary	Westboro Elementary	Win Ferguson Elementary	Woodbridge Farms...	
					100%																	

2022-23 EIPS Annual Feedback Survey: Parents and Caregivers

0% 10% 20% 30% 40% 50% 60% 70% 80% 90% 100%

2022-23 EIPS Annual Feedback Survey: Parents and Caregivers

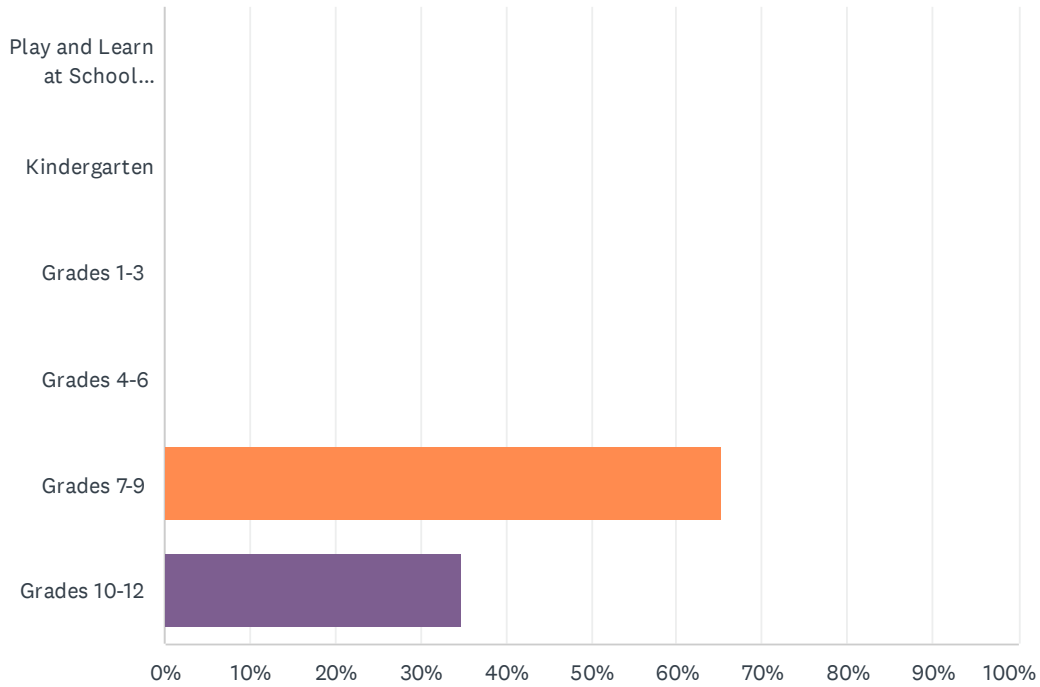
ANSWER CHOICES	RESPONSES	
A.L. Horton Elementary	0.00%	0
Andrew School	0.00%	0
Ardrossan Elementary	0.00%	0
Ardrossan Junior Senior High	0.00%	0
Bev Facey Community High	0.00%	0
Brentwood Elementary	0.00%	0
Bruderheim School	0.00%	0
Clover Bar Junior High	0.00%	0
Davidson Creek Elementary	0.00%	0
École Campbelltown	0.00%	0
École Parc Élémentaire	0.00%	0
F.R. Haythorne Junior High	0.00%	0
Fort Saskatchewan Christian	0.00%	0
Fort Saskatchewan Elementary	0.00%	0
Fort Saskatchewan High	0.00%	0
Fultonvale Elementary Junior High	0.00%	0
Glen Allan Elementary	0.00%	0
Heritage Hills Elementary	0.00%	0
James Mowat Elementary	0.00%	0
Lakeland Ridge	0.00%	0
Lamont Elementary	0.00%	0
Lamont High	100.00%	46
Mills Haven Elementary	0.00%	0
Mundare School	0.00%	0
Next Step/Outreach	0.00%	0
Pine Street Elementary	0.00%	0
Rudolph Hennig Junior High	0.00%	0
Salisbury Composite High	0.00%	0
Sherwood Heights Junior High	0.00%	0
SouthPointe School	0.00%	0
Strathcona Christian Academy Elementary	0.00%	0
Strathcona Christian Academy Secondary	0.00%	0

2022-23 EIPS Annual Feedback Survey: Parents and Caregivers

Uncas Elementary	0.00%	0
Vegreville Composite High	0.00%	0
Wes Hosford Elementary	0.00%	0
Westboro Elementary	0.00%	0
Win Ferguson Elementary	0.00%	0
Woodbridge Farms Elementary	0.00%	0
TOTAL		46

Q2 What grade is your child currently in?

Answered: 46 Skipped: 0



ANSWER CHOICES	RESPONSES	
Play and Learn at School (PALS)	0.00%	0
Kindergarten	0.00%	0
Grades 1-3	0.00%	0
Grades 4-6	0.00%	0
Grades 7-9	65.22%	30
Grades 10-12	34.78%	16
TOTAL		46

Q3 As a result of being in the Play and Learn at School (PALS) program, my child's demonstrating growth in their development.

Answered: 0 Skipped: 46

 No matching responses.

ANSWER CHOICES	RESPONSES
Strongly agree	0.00% 0
Agree	0.00% 0
Disagree	0.00% 0
Strongly disagree	0.00% 0
Don't know	0.00% 0
TOTAL	0

Q4 As a result of being in the kindergarten program, my child's becoming ready to enter Grade 1.

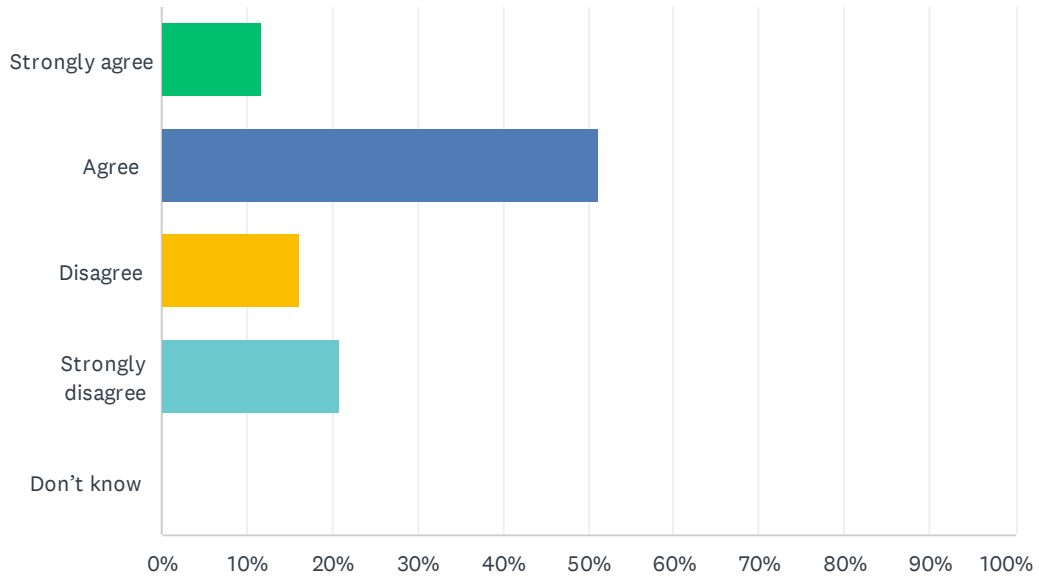
Answered: 0 Skipped: 46

 No matching responses.

ANSWER CHOICES	RESPONSES
Strongly agree	0.00% 0
Agree	0.00% 0
Disagree	0.00% 0
Strongly disagree	0.00% 0
Don't know	0.00% 0
TOTAL	0

Q5 My child's individual needs are met.

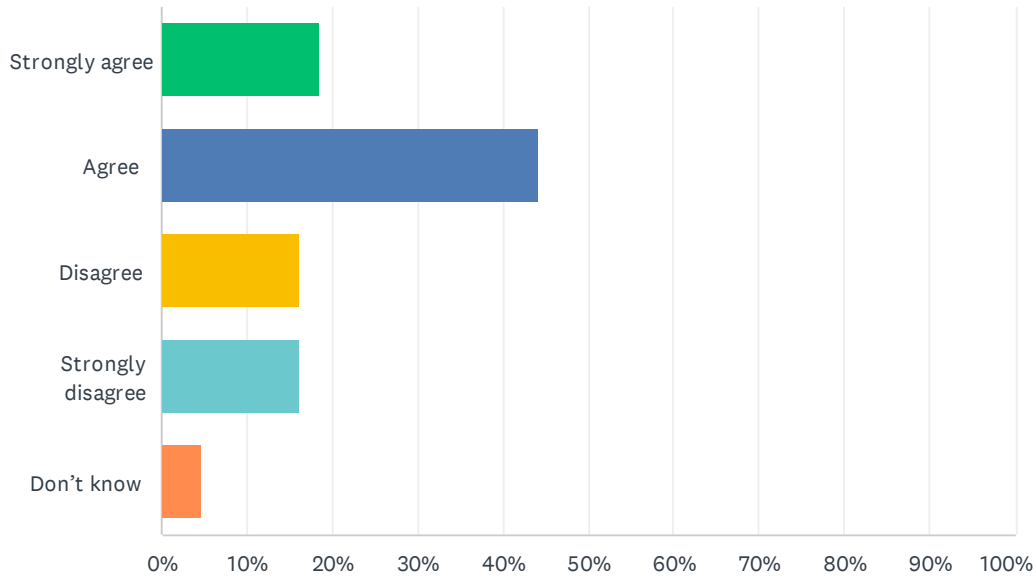
Answered: 43 Skipped: 3



ANSWER CHOICES	RESPONSES	
Strongly agree	11.63%	5
Agree	51.16%	22
Disagree	16.28%	7
Strongly disagree	20.93%	9
Don't know	0.00%	0
TOTAL		43

Q6 My child's encouraged to do their best.

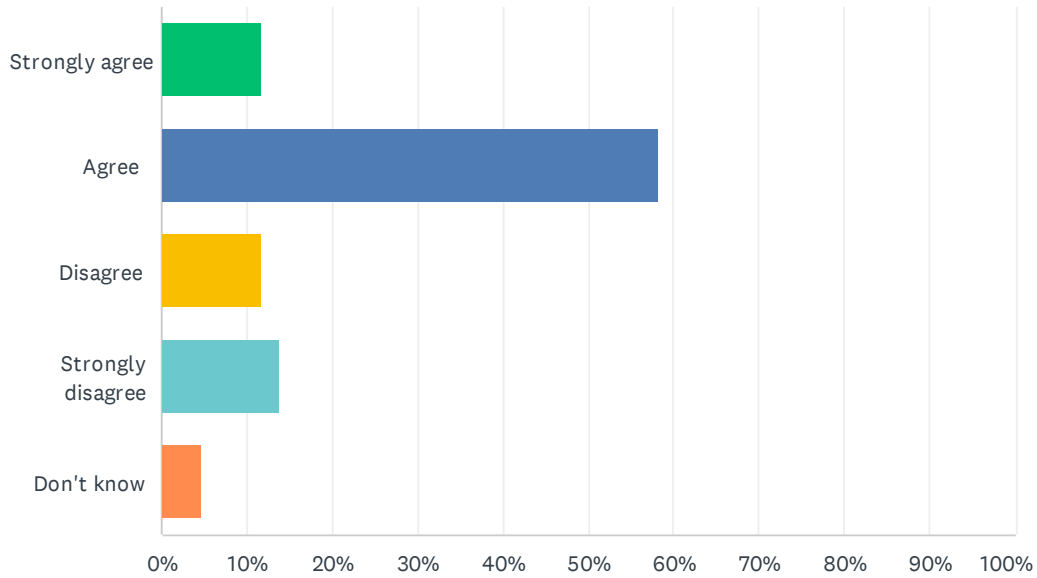
Answered: 43 Skipped: 3



ANSWER CHOICES	RESPONSES	
Strongly agree	18.60%	8
Agree	44.19%	19
Disagree	16.28%	7
Strongly disagree	16.28%	7
Don't know	4.65%	2
TOTAL		43

Q7 My child's demonstrating growth in literacy.

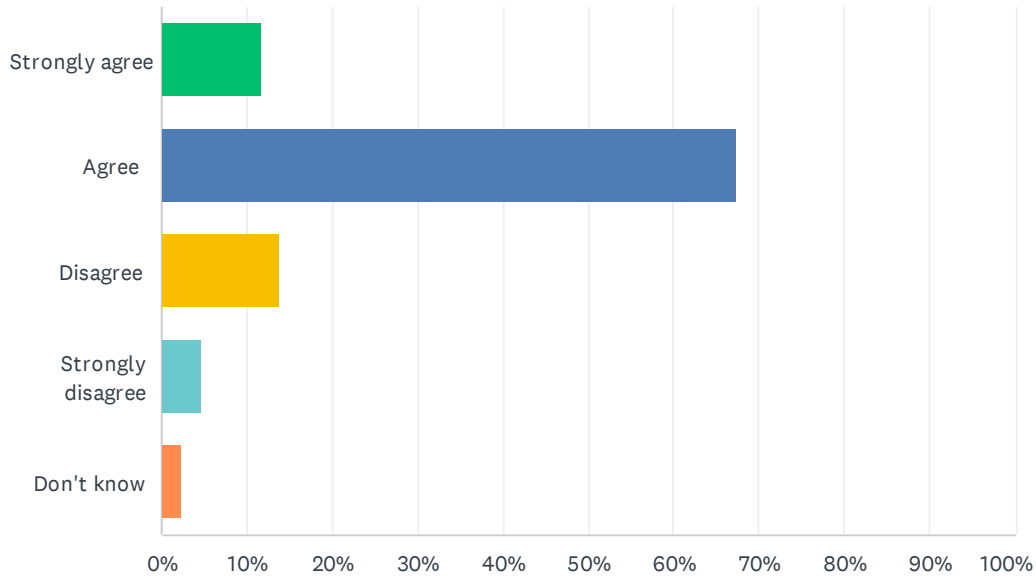
Answered: 43 Skipped: 3



ANSWER CHOICES	RESPONSES	
Strongly agree	11.63%	5
Agree	58.14%	25
Disagree	11.63%	5
Strongly disagree	13.95%	6
Don't know	4.65%	2
TOTAL		43

Q8 My child's demonstrating growth in numeracy.

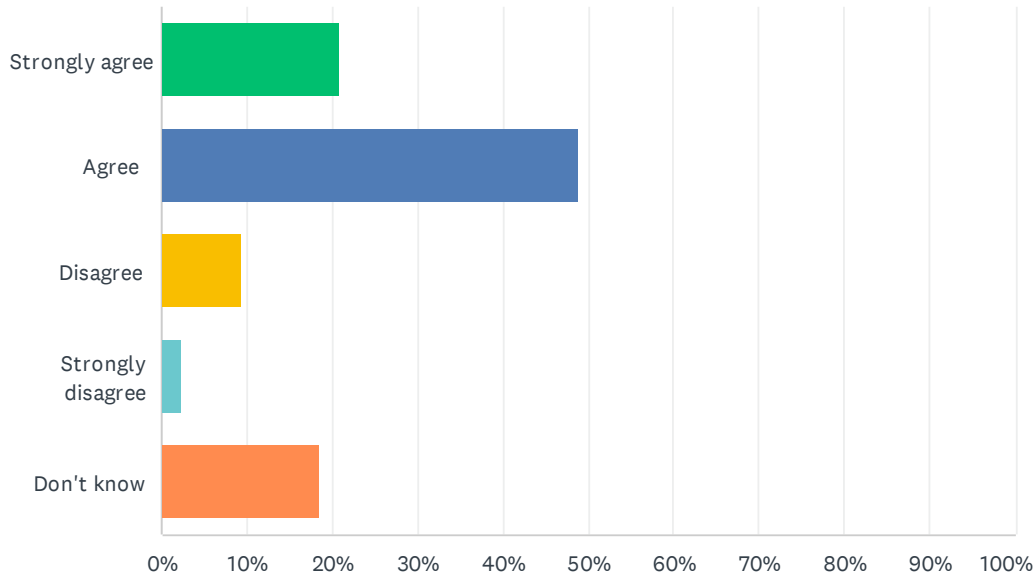
Answered: 43 Skipped: 3



ANSWER CHOICES	RESPONSES	
Strongly agree	11.63%	5
Agree	67.44%	29
Disagree	13.95%	6
Strongly disagree	4.65%	2
Don't know	2.33%	1
TOTAL		43

Q9 My child has an understanding of First Nations, Métis and Inuit culture and history.

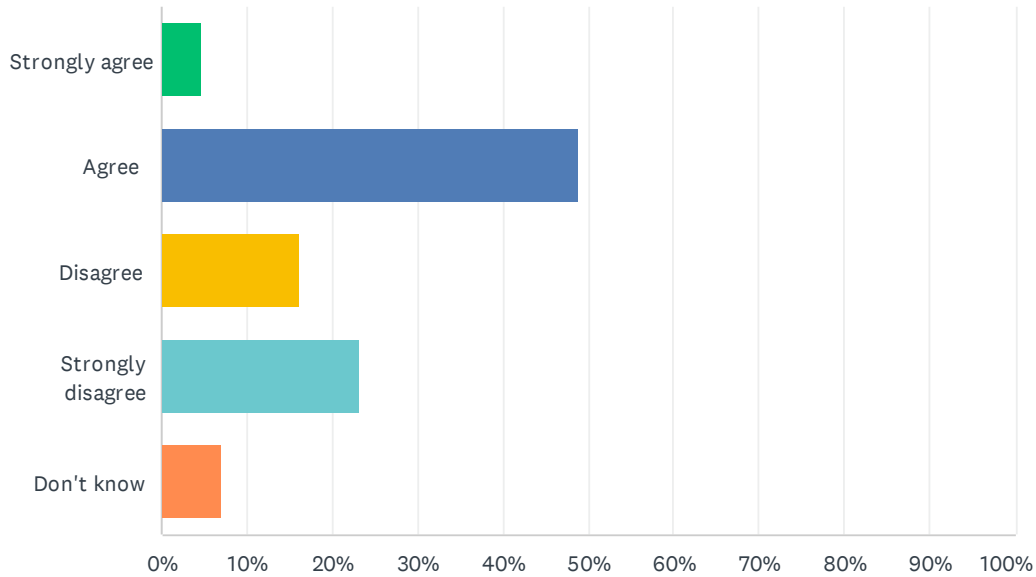
Answered: 43 Skipped: 3



ANSWER CHOICES	RESPONSES	
Strongly agree	20.93%	9
Agree	48.84%	21
Disagree	9.30%	4
Strongly disagree	2.33%	1
Don't know	18.60%	8
TOTAL		43

Q10 My child's learning the knowledge, skills and attitudes necessary to be successful in life.

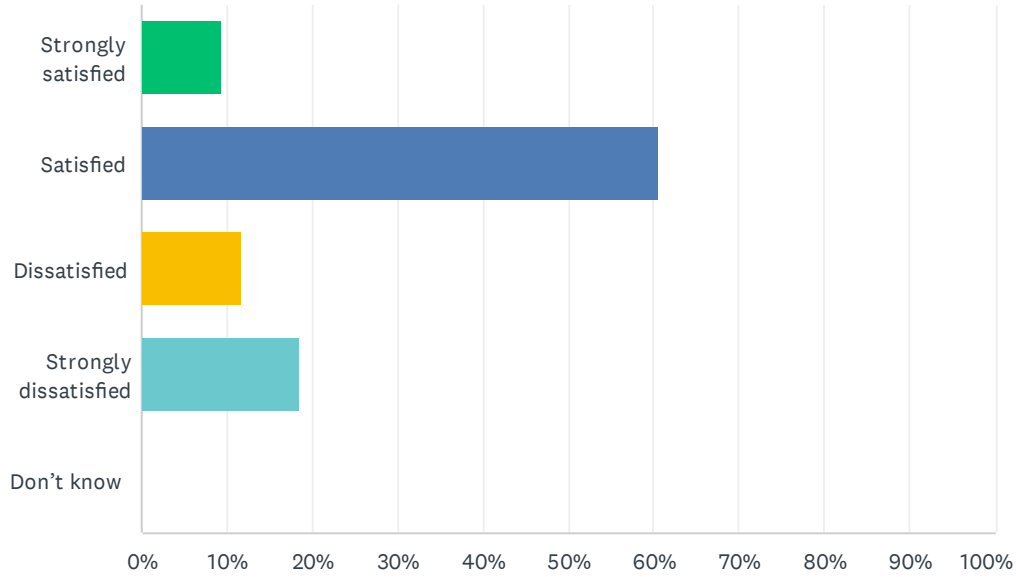
Answered: 43 Skipped: 3



ANSWER CHOICES	RESPONSES	
Strongly agree	4.65%	2
Agree	48.84%	21
Disagree	16.28%	7
Strongly disagree	23.26%	10
Don't know	6.98%	3
TOTAL		43

Q11 How satisfied are you with the quality of education your child's receiving at school?

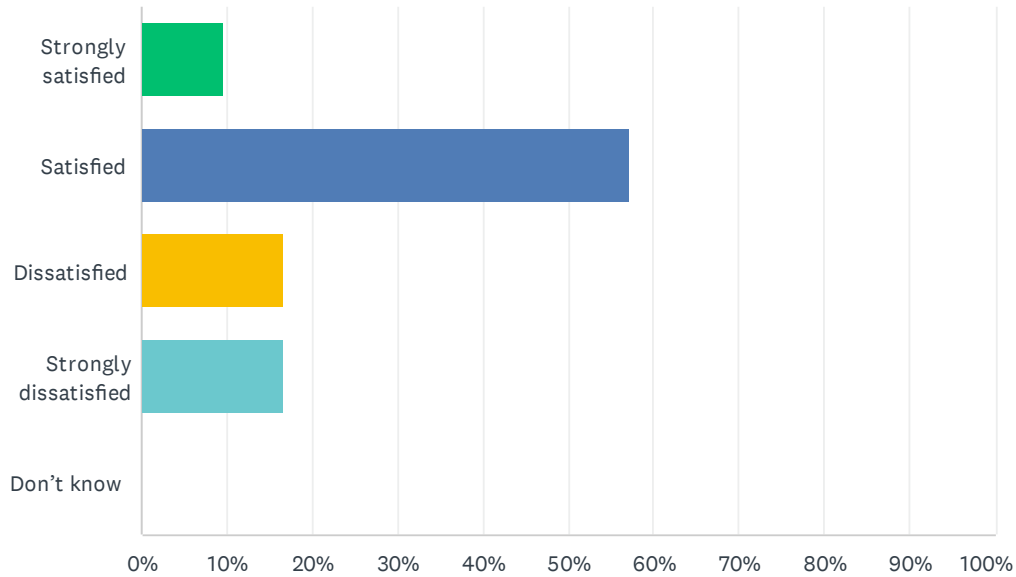
Answered: 43 Skipped: 3



ANSWER CHOICES	RESPONSES	
Strongly satisfied	9.30%	4
Satisfied	60.47%	26
Dissatisfied	11.63%	5
Strongly dissatisfied	18.60%	8
Don't know	0.00%	0
TOTAL		43

Q12 How satisfied are you with the quality of teaching at your child's school?

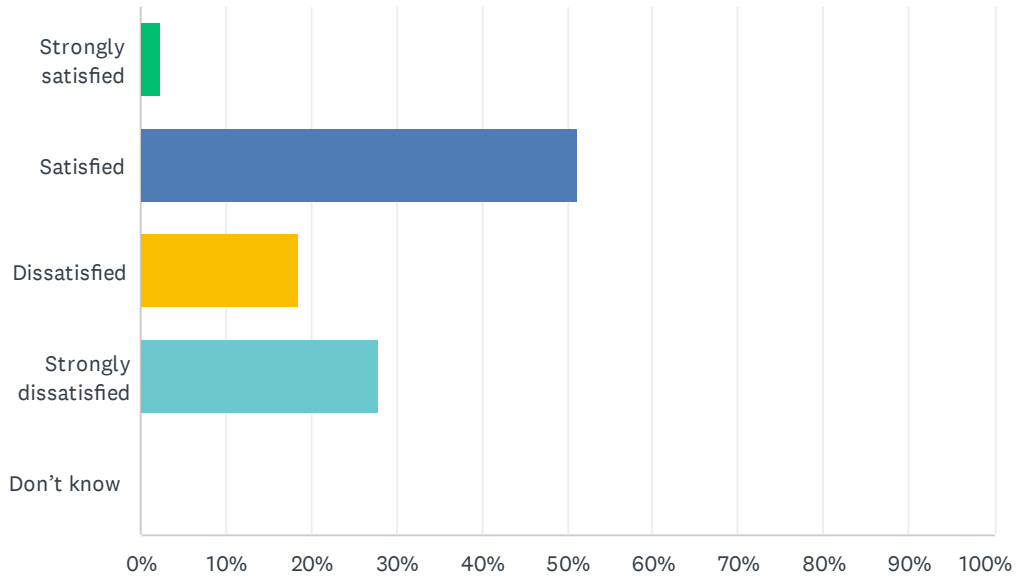
Answered: 42 Skipped: 4



ANSWER CHOICES	RESPONSES	
Strongly satisfied	9.52%	4
Satisfied	57.14%	24
Dissatisfied	16.67%	7
Strongly dissatisfied	16.67%	7
Don't know	0.00%	0
TOTAL		42

Q13 How satisfied are you with the leadership at your child's school?

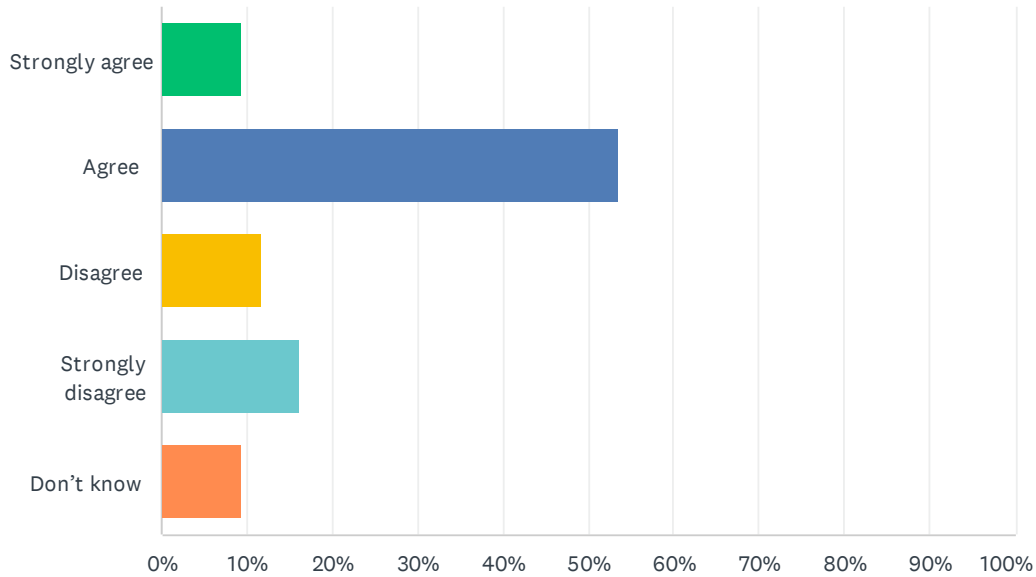
Answered: 43 Skipped: 3



ANSWER CHOICES	RESPONSES	
Strongly satisfied	2.33%	1
Satisfied	51.16%	22
Dissatisfied	18.60%	8
Strongly dissatisfied	27.91%	12
Don't know	0.00%	0
TOTAL		43

Q14 My child’s school encourages my child to be a responsible, respectful and engaged citizen.

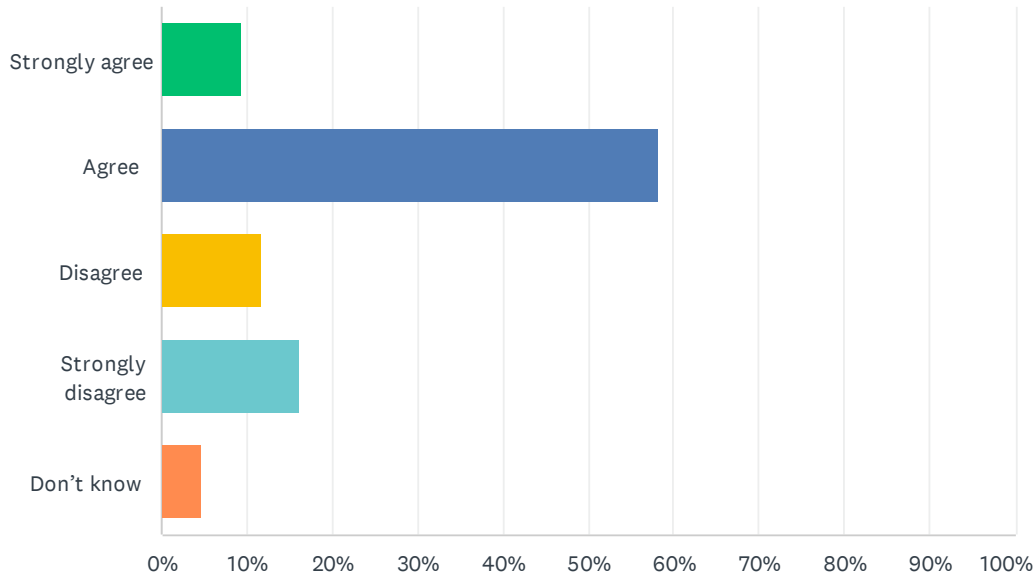
Answered: 43 Skipped: 3



ANSWER CHOICES	RESPONSES	
Strongly agree	9.30%	4
Agree	53.49%	23
Disagree	11.63%	5
Strongly disagree	16.28%	7
Don't know	9.30%	4
TOTAL		43

Q15 School staff care about my child.

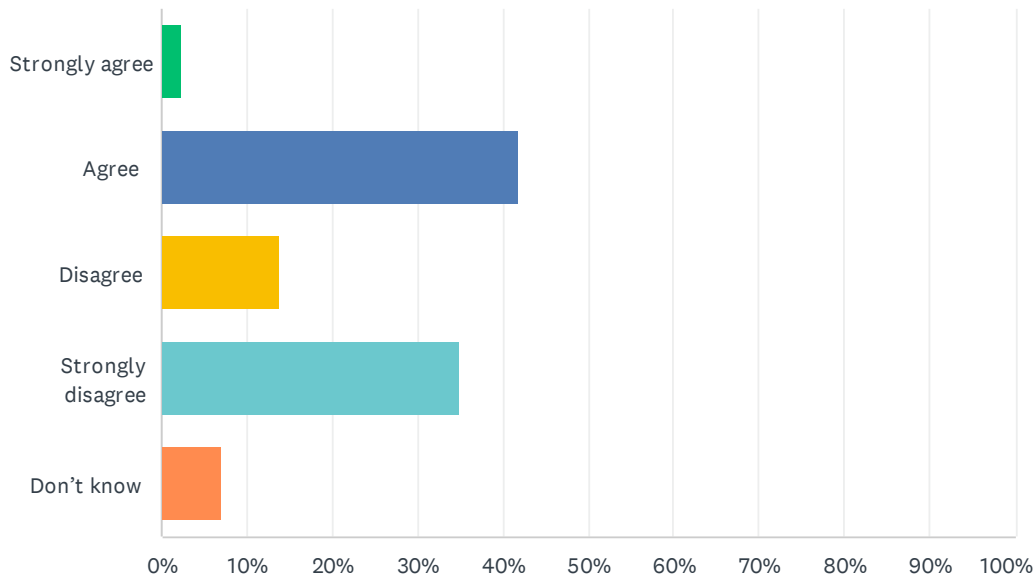
Answered: 43 Skipped: 3



ANSWER CHOICES	RESPONSES	
Strongly agree	9.30%	4
Agree	58.14%	25
Disagree	11.63%	5
Strongly disagree	16.28%	7
Don't know	4.65%	2
TOTAL		43

Q16 My child's school handles discipline fairly and reasonably.

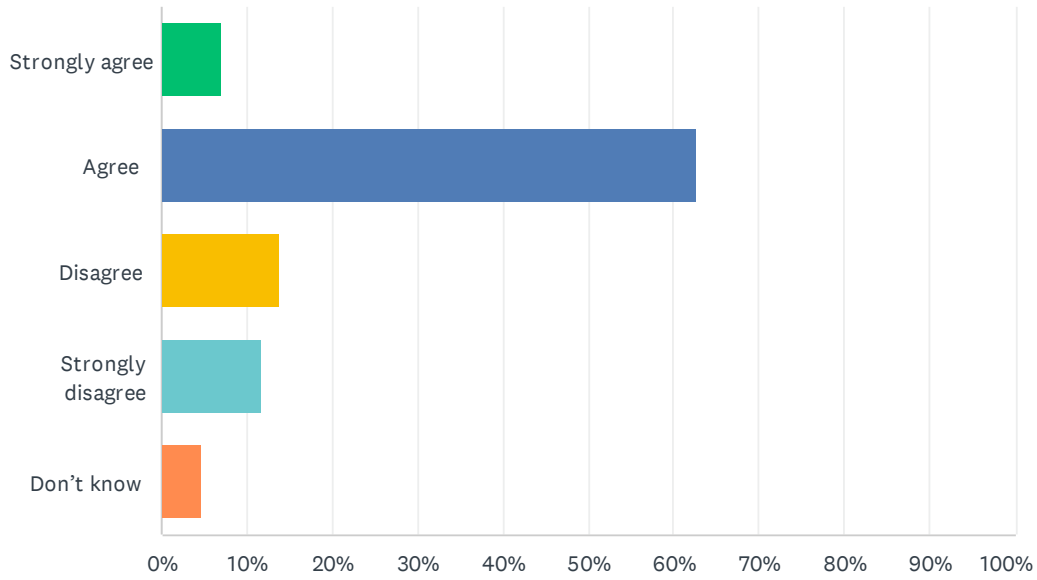
Answered: 43 Skipped: 3



ANSWER CHOICES	RESPONSES	
Strongly agree	2.33%	1
Agree	41.86%	18
Disagree	13.95%	6
Strongly disagree	34.88%	15
Don't know	6.98%	3
TOTAL		43

Q17 My child's school is safe.

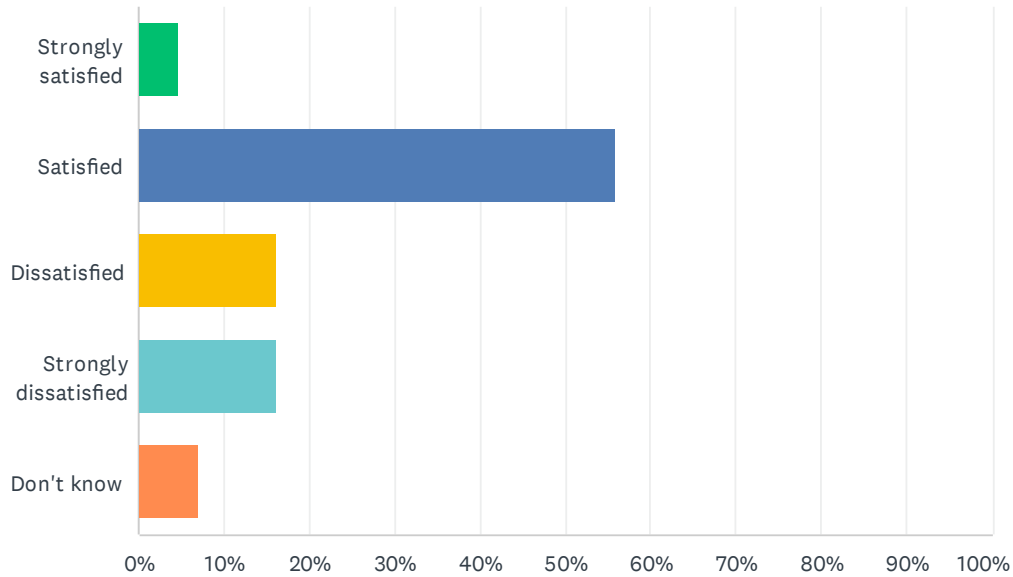
Answered: 43 Skipped: 3



ANSWER CHOICES	RESPONSES	
Strongly agree	6.98%	3
Agree	62.79%	27
Disagree	13.95%	6
Strongly disagree	11.63%	5
Don't know	4.65%	2
TOTAL		43

Q18 How satisfied are you with the resources available to support your child's learning?

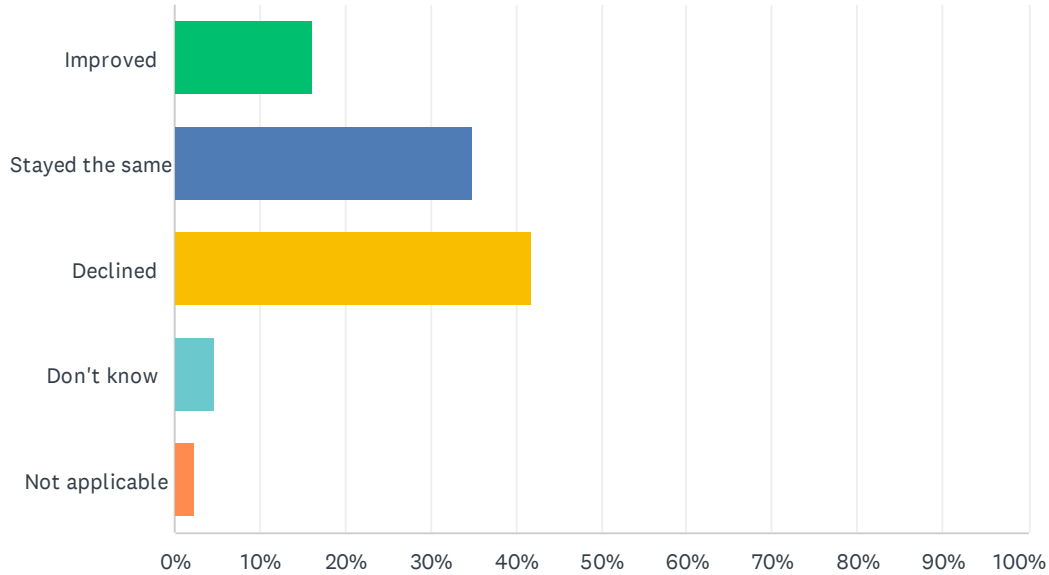
Answered: 43 Skipped: 3



ANSWER CHOICES	RESPONSES	
Strongly satisfied	4.65%	2
Satisfied	55.81%	24
Dissatisfied	16.28%	7
Strongly dissatisfied	16.28%	7
Don't know	6.98%	3
TOTAL		43

Q19 In your opinion, has the quality of education your child's experienced improved, stayed the same or declined in the past three years?

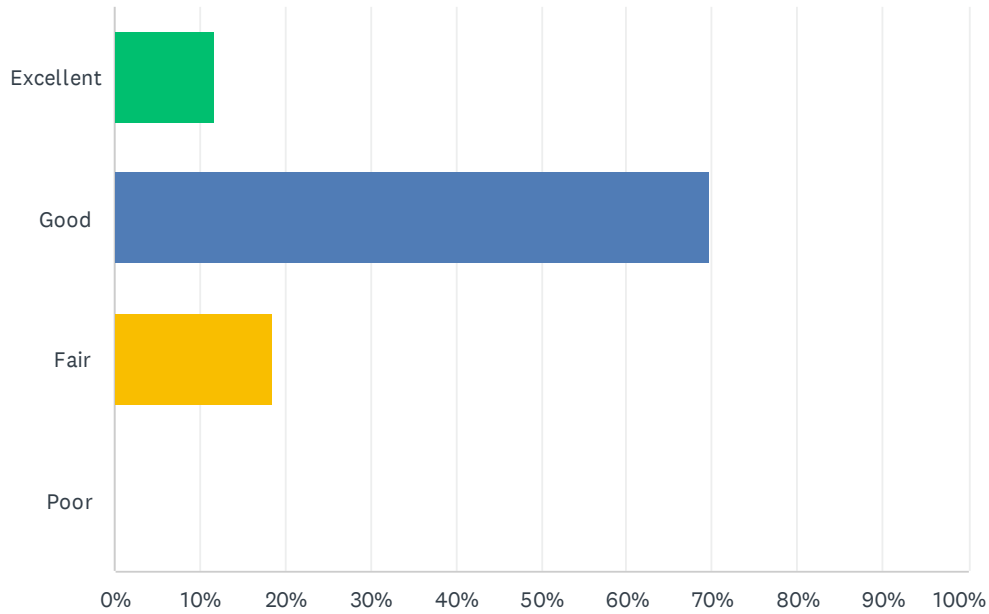
Answered: 43 Skipped: 3



ANSWER CHOICES	RESPONSES	
Improved	16.28%	7
Stayed the same	34.88%	15
Declined	41.86%	18
Don't know	4.65%	2
Not applicable	2.33%	1
TOTAL		43

Q20 How do you rate the physical condition of your child's school?

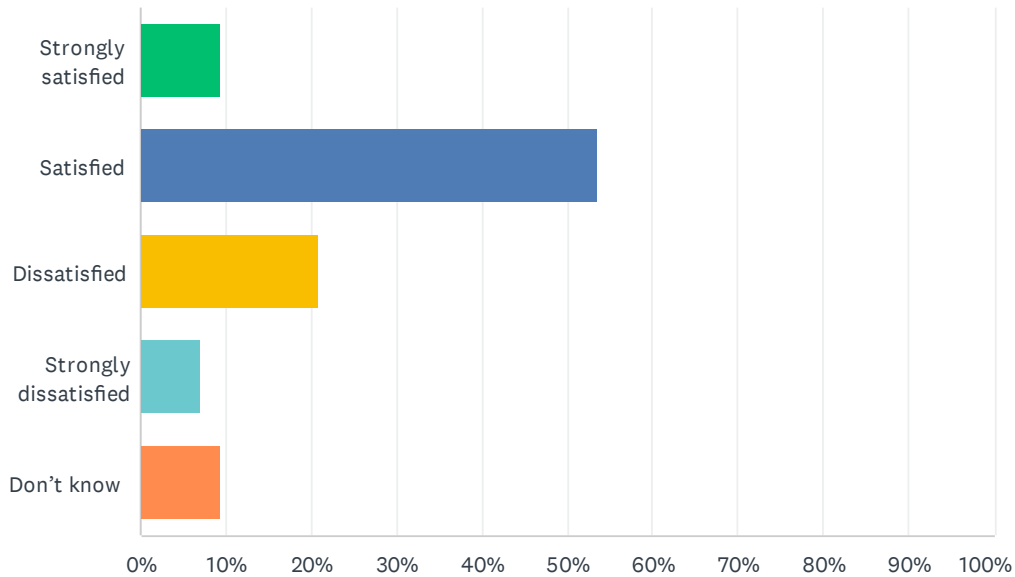
Answered: 43 Skipped: 3



ANSWER CHOICES	RESPONSES
Excellent	11.63% 5
Good	69.77% 30
Fair	18.60% 8
Poor	0.00% 0
TOTAL	43

Q21 How satisfied are you with the opportunities provided to be involved in your child's education? Refer to the EIPS Parent Engagement overview for examples of involvement and engagement opportunities that help support student success.

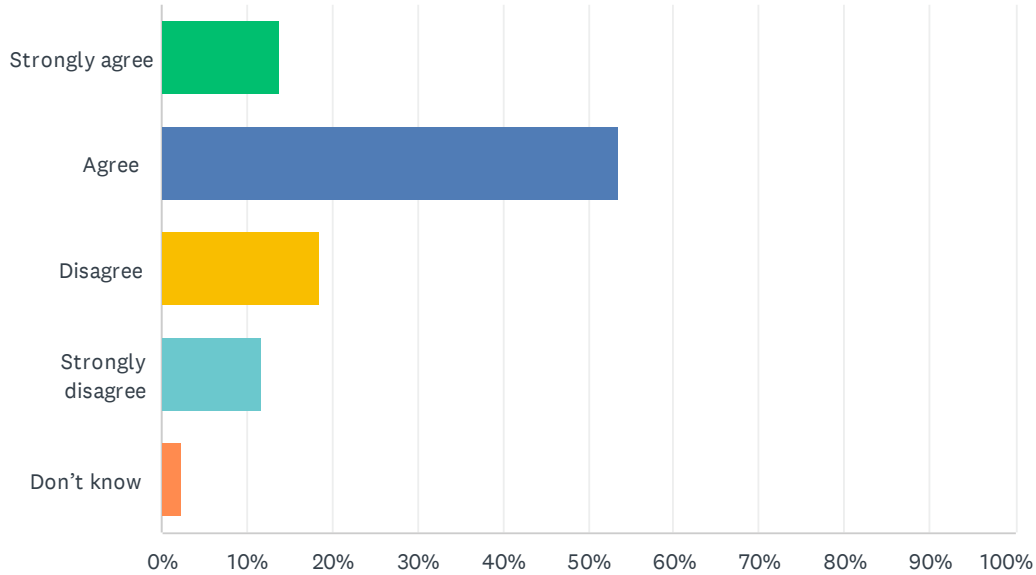
Answered: 43 Skipped: 3



ANSWER CHOICES	RESPONSES	
Strongly satisfied	9.30%	4
Satisfied	53.49%	23
Dissatisfied	20.93%	9
Strongly dissatisfied	6.98%	3
Don't know	9.30%	4
TOTAL		43

Q22 The school keeps me informed about my child's progress and achievement.

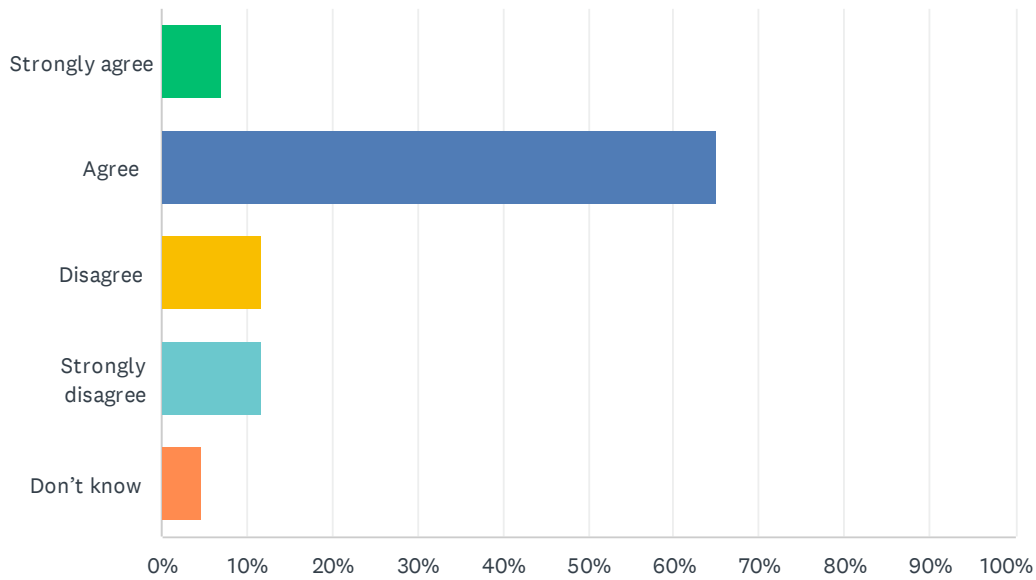
Answered: 43 Skipped: 3



ANSWER CHOICES	RESPONSES	
Strongly agree	13.95%	6
Agree	53.49%	23
Disagree	18.60%	8
Strongly disagree	11.63%	5
Don't know	2.33%	1
TOTAL		43

Q23 There is open and honest communication within my child's school.

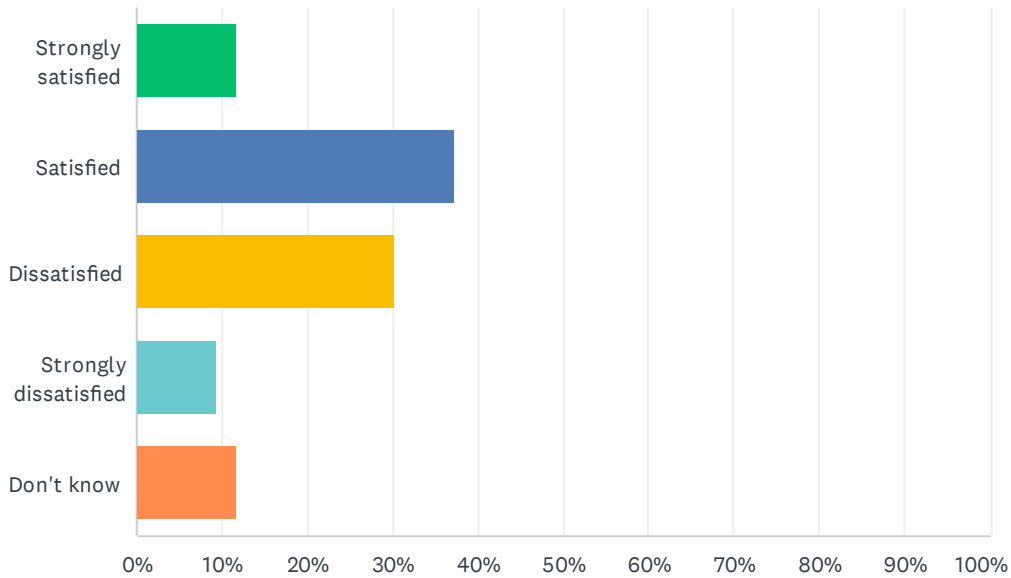
Answered: 43 Skipped: 3



ANSWER CHOICES	RESPONSES	
Strongly agree	6.98%	3
Agree	65.12%	28
Disagree	11.63%	5
Strongly disagree	11.63%	5
Don't know	4.65%	2
TOTAL		43

Q24 How satisfied are you with the Division’s commitment to engaging stakeholders—including parents and caregivers—about matters that affect decision-making and public education?

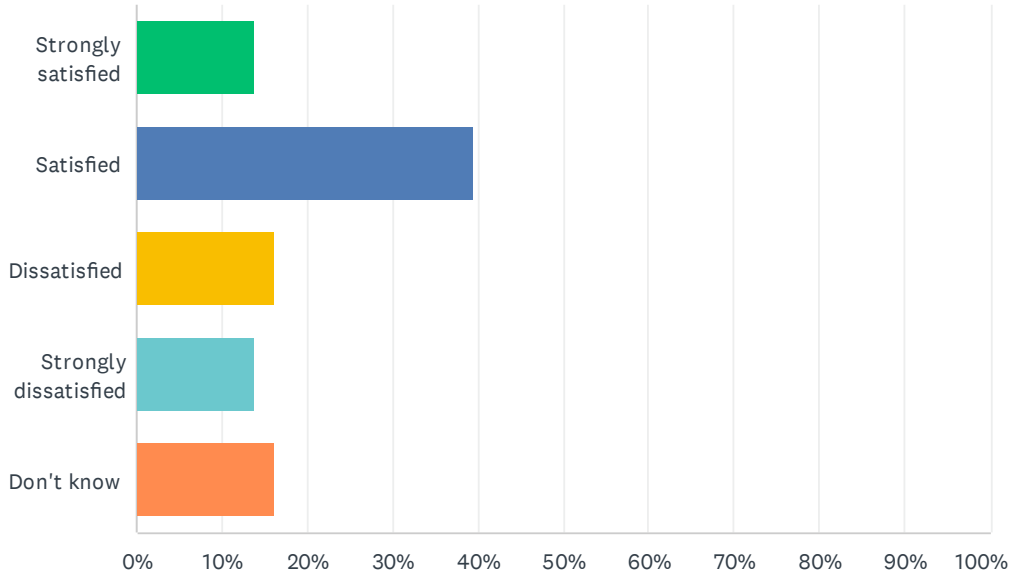
Answered: 43 Skipped: 3



ANSWER CHOICES	RESPONSES
Strongly satisfied	11.63% 5
Satisfied	37.21% 16
Dissatisfied	30.23% 13
Strongly dissatisfied	9.30% 4
Don't know	11.63% 5
TOTAL	43

Q25 How satisfied are you with the Division’s commitment to advocating for public education?

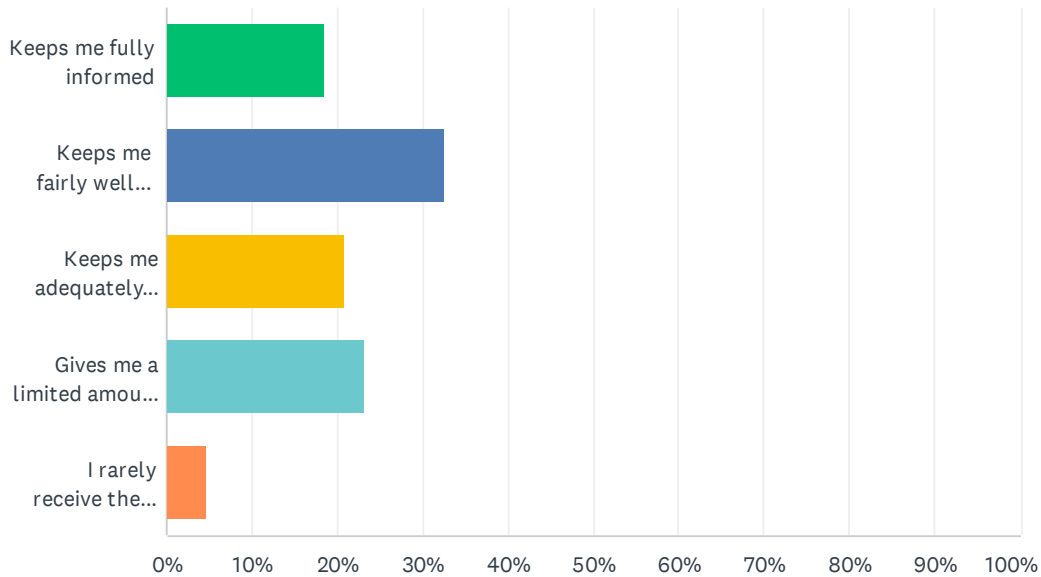
Answered: 43 Skipped: 3



ANSWER CHOICES	RESPONSES	
Strongly satisfied	13.95%	6
Satisfied	39.53%	17
Dissatisfied	16.28%	7
Strongly dissatisfied	13.95%	6
Don't know	16.28%	7
TOTAL		43

Q26 Elk Island Public Schools appreciates the opportunity to stay connected with parents about news, activities, programs and other matters of importance. What is your impression of the communication you receive from your child's school?

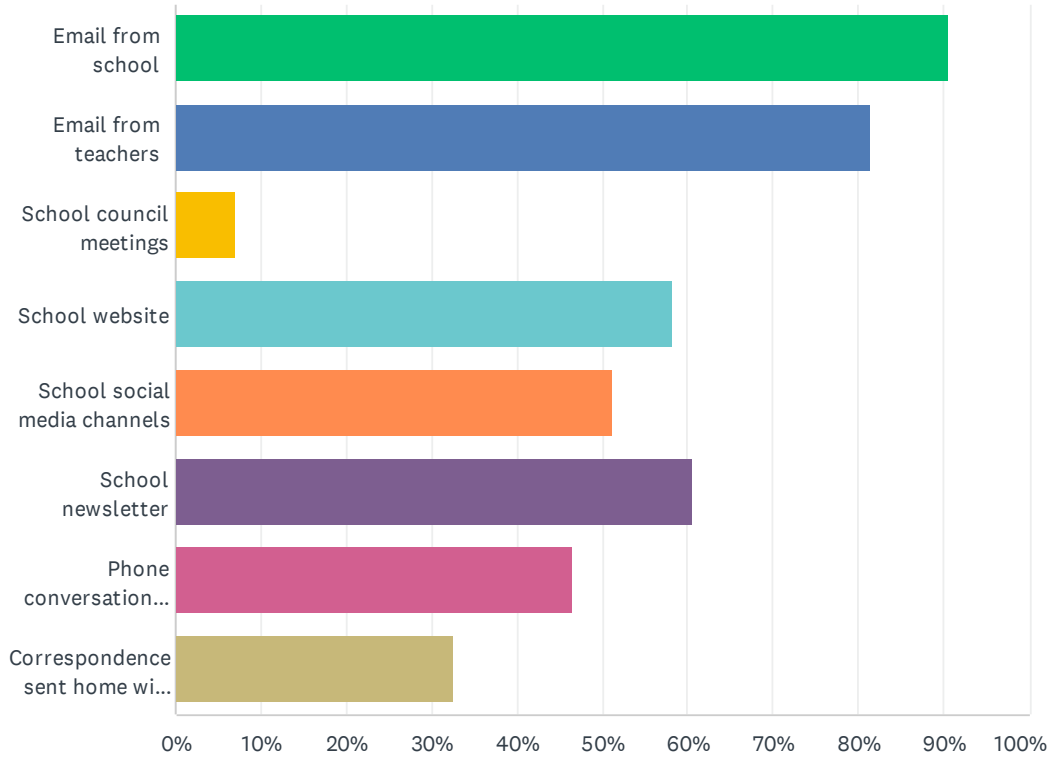
Answered: 43 Skipped: 3



ANSWER CHOICES	RESPONSES	
Keeps me fully informed	18.60%	8
Keeps me fairly well informed	32.56%	14
Keeps me adequately informed	20.93%	9
Gives me a limited amount of information	23.26%	10
I rarely receive the information I need	4.65%	2
TOTAL		43

Q27 Do you regularly make use of the following to keep up to date on school activities, programs, etc.? Check all that apply.

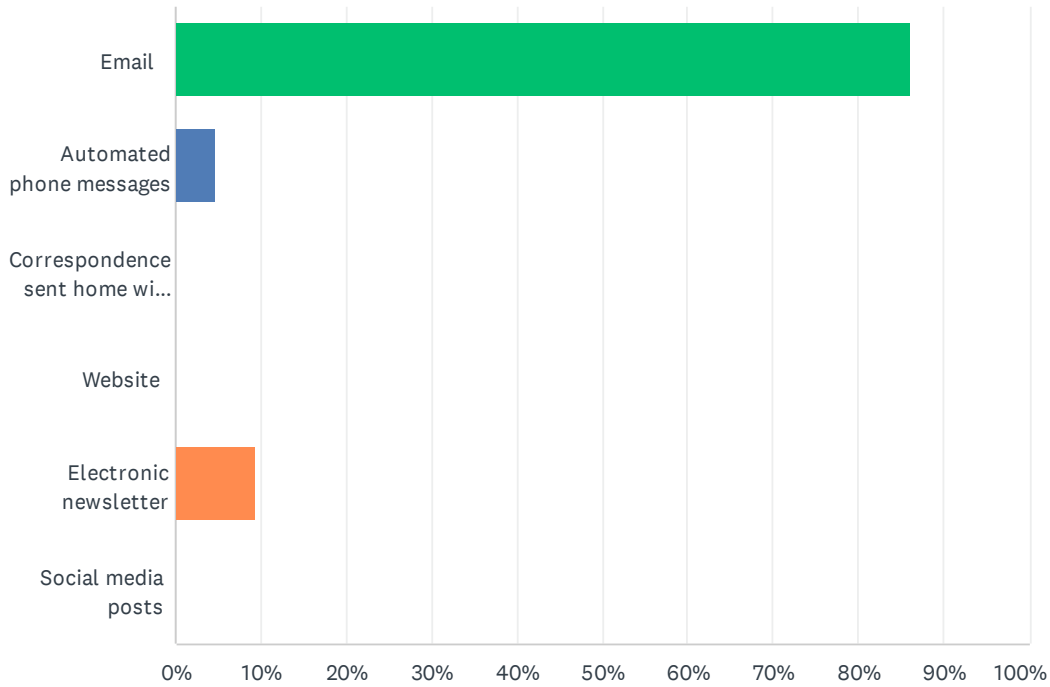
Answered: 43 Skipped: 3



ANSWER CHOICES	RESPONSES	
Email from school	90.70%	39
Email from teachers	81.40%	35
School council meetings	6.98%	3
School website	58.14%	25
School social media channels	51.16%	22
School newsletter	60.47%	26
Phone conversations with the school or teachers	46.51%	20
Correspondence sent home with my child	32.56%	14
Total Respondents: 43		

Q28 What is your most preferred method of communication from the school and Division?

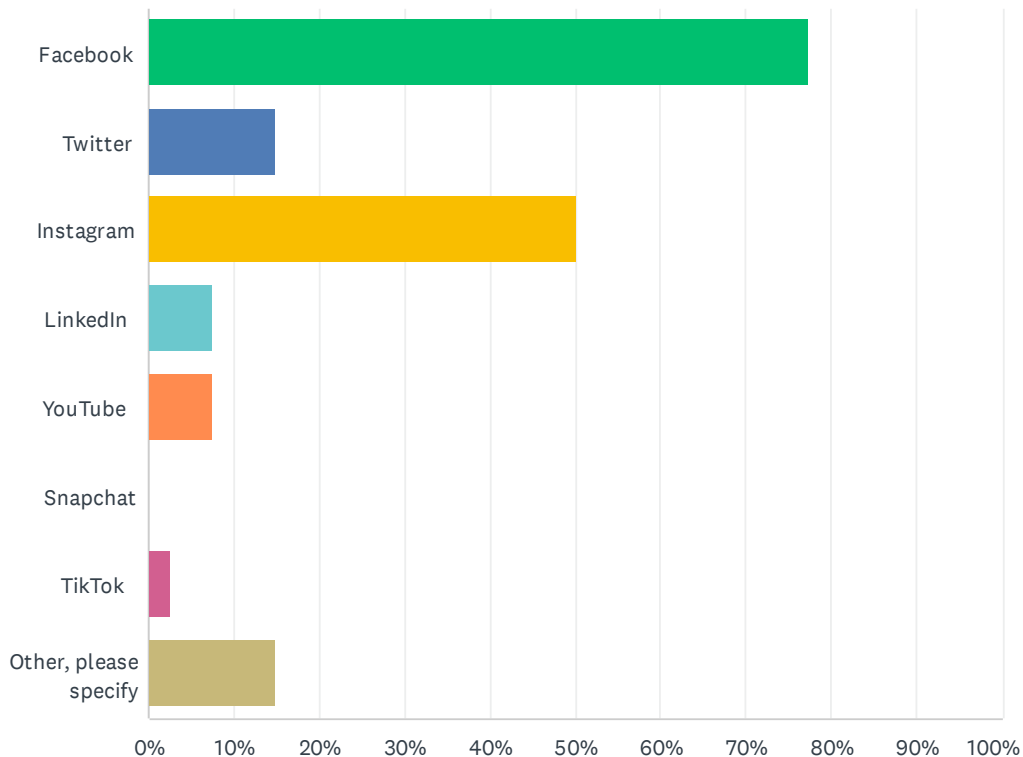
Answered: 43 Skipped: 3



ANSWER CHOICES	RESPONSES	
Email	86.05%	37
Automated phone messages	4.65%	2
Correspondence sent home with my child	0.00%	0
Website	0.00%	0
Electronic newsletter	9.30%	4
Social media posts	0.00%	0
TOTAL		43

Q29 The Division and schools often share news and information on social media. Which of the following platforms do you use? Check all that apply.

Answered: 40 Skipped: 6



ANSWER CHOICES	RESPONSES	
Facebook	77.50%	31
Twitter	15.00%	6
Instagram	50.00%	20
LinkedIn	7.50%	3
YouTube	7.50%	3
Snapchat	0.00%	0
TikTok	2.50%	1
Other, please specify	15.00%	6
Total Respondents: 40		