

Q1 What school does your child currently attend? If you have more than one child attending an EIPS school or a child who attends classes at more than one EIPS school, complete this survey for each one.

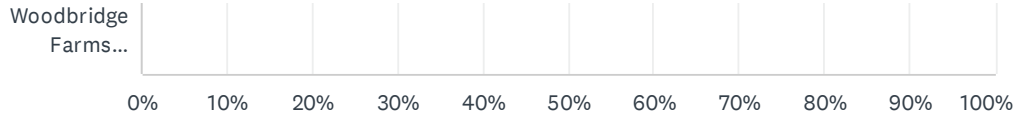
Answered: 50 Skipped: 0

A.L. Horton Elementary									
Ardrossan Elementary									
Ardrossan Junior Senio...									
Bev Facey Community High									
Brentwood Elementary									
Bruderheim School									
Clover Bar Junior High									
Davidson Creek Elementary									
École Campbelltown									
École Parc Élémentaire									
F.R. Haythorne Junior High									
Fort Saskatchewan...									
Fort Saskatchewan...									
Fort Saskatchewan...									
Fultonvale Elementary...									
Glen Allan Elementary									
Heritage Hills Elementary									
James Mowat									

2023-24 EIPS Annual Feedback Survey: For Parents and Caregivers

James Mowat Elementary									
Lakeland Ridge									
Lamont Elementary									
Lamont High									
Mills Haven Elementary									
Mundare School									
Next Step Fort Saskatchewan									
Next Step Sherwood Park									
Next Step Vegreville									
Pine Street Elementary									
Rudolph Hennig Junior High									
Salisbury Composite High									
Sherwood Heights Juni...									
SouthPointe School									
Strathcona Christian...									
Strathcona Christian...									
Uncas Elementary									
Vegreville Composite High									
Wes Hosford Elementary									
Westboro Elementary									
Win Ferguson Elementary									

2023-24 EIPS Annual Feedback Survey: For Parents and Caregivers



2023-24 EIPS Annual Feedback Survey: For Parents and Caregivers

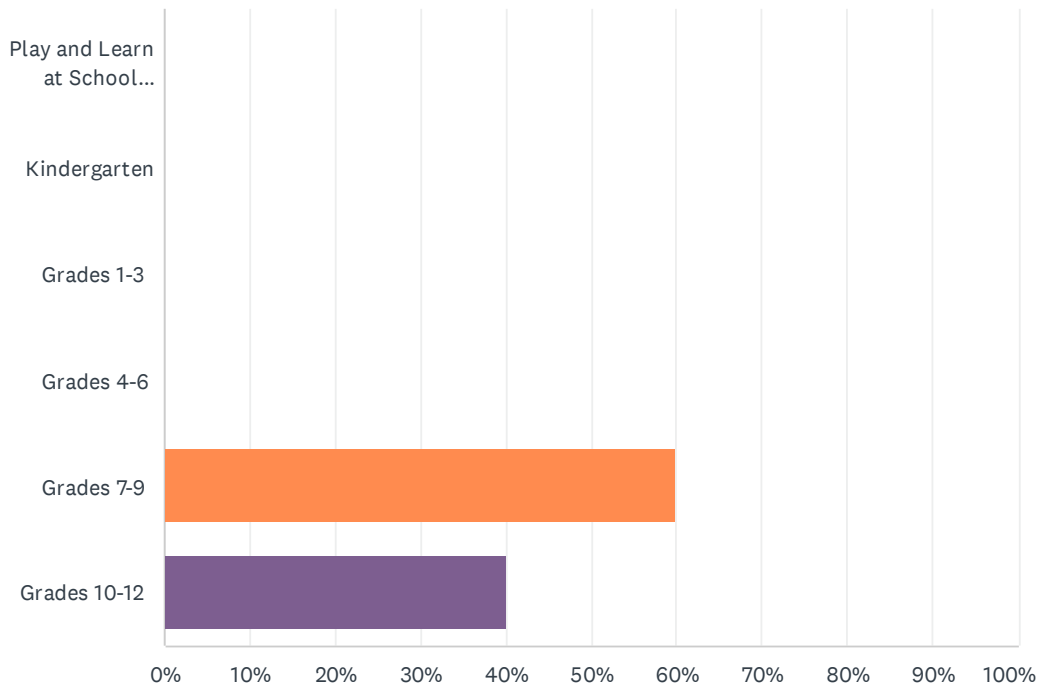
ANSWER CHOICES	RESPONSES	
A.L. Horton Elementary	0.00%	0
Ardrossan Elementary	0.00%	0
Ardrossan Junior Senior High	0.00%	0
Bev Facey Community High	0.00%	0
Brentwood Elementary	0.00%	0
Bruderheim School	0.00%	0
Clover Bar Junior High	0.00%	0
Davidson Creek Elementary	0.00%	0
École Campbelltown	0.00%	0
École Parc Élémentaire	0.00%	0
F.R. Haythorne Junior High	0.00%	0
Fort Saskatchewan Christian	0.00%	0
Fort Saskatchewan Elementary	0.00%	0
Fort Saskatchewan High	0.00%	0
Fultonvale Elementary Junior High	0.00%	0
Glen Allan Elementary	0.00%	0
Heritage Hills Elementary	0.00%	0
James Mowat Elementary	0.00%	0
Lakeland Ridge	0.00%	0
Lamont Elementary	0.00%	0
Lamont High	100.00%	50
Mills Haven Elementary	0.00%	0
Mundare School	0.00%	0
Next Step Fort Saskatchewan	0.00%	0
Next Step Sherwood Park	0.00%	0
Next Step Vegreville	0.00%	0
Pine Street Elementary	0.00%	0
Rudolph Hennig Junior High	0.00%	0
Salisbury Composite High	0.00%	0
Sherwood Heights Junior High	0.00%	0
SouthPointe School	0.00%	0
Strathcona Christian Academy Elementary	0.00%	0

2023-24 EIPS Annual Feedback Survey: For Parents and Caregivers

Strathcona Christian Academy Secondary	0.00%	0
Uncas Elementary	0.00%	0
Vegreville Composite High	0.00%	0
Wes Hosford Elementary	0.00%	0
Westboro Elementary	0.00%	0
Win Ferguson Elementary	0.00%	0
Woodbridge Farms Elementary	0.00%	0
TOTAL		50

Q2 What grade is your child currently in?

Answered: 50 Skipped: 0



ANSWER CHOICES	RESPONSES	
Play and Learn at School (PALS)	0.00%	0
Kindergarten	0.00%	0
Grades 1-3	0.00%	0
Grades 4-6	0.00%	0
Grades 7-9	60.00%	30
Grades 10-12	40.00%	20
TOTAL		50

Q3 As a result of being in the Play and Learn at School (PALS) program, my child's demonstrating growth in their development.

Answered: 0 Skipped: 50

 No matching responses.

ANSWER CHOICES	RESPONSES
Strongly agree	0.00% 0
Agree	0.00% 0
Disagree	0.00% 0
Strongly disagree	0.00% 0
Don't know	0.00% 0
TOTAL	0

Q4 As a result of being in the kindergarten program, my child's becoming ready to enter Grade 1.

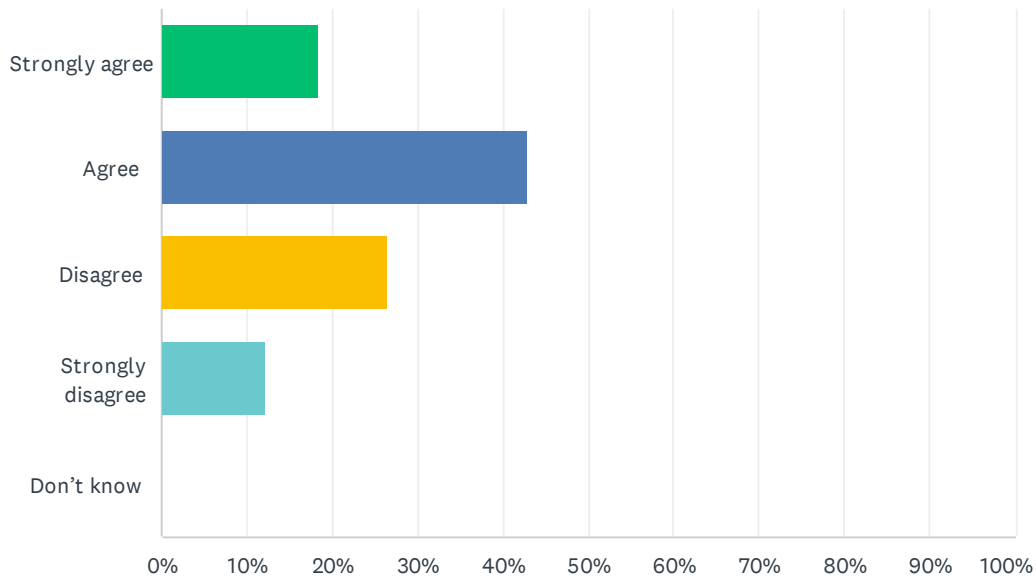
Answered: 0 Skipped: 50

 No matching responses.

ANSWER CHOICES	RESPONSES
Strongly agree	0.00% 0
Agree	0.00% 0
Disagree	0.00% 0
Strongly disagree	0.00% 0
Don't know	0.00% 0
TOTAL	0

Q5 My child's individual needs are met.

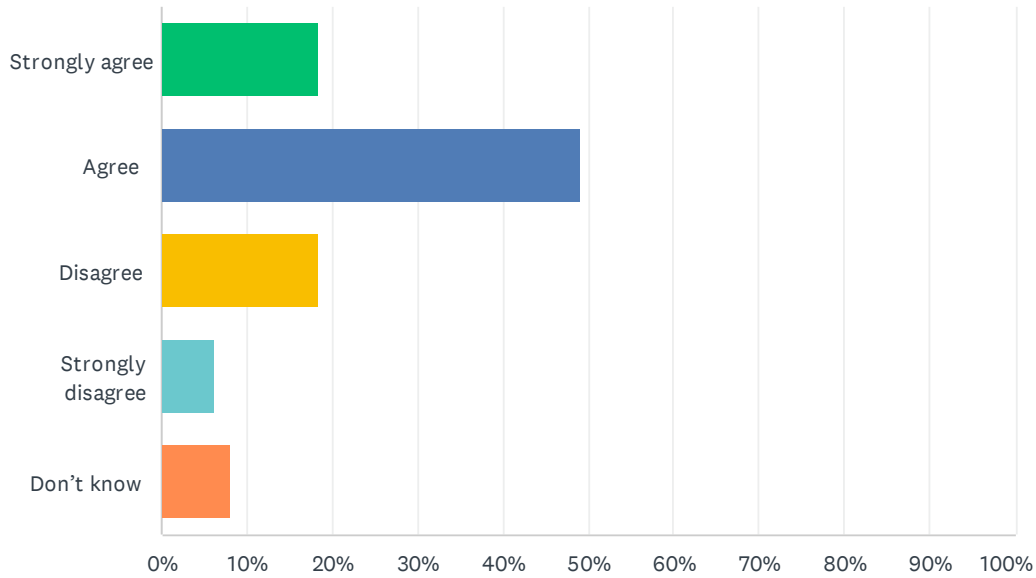
Answered: 49 Skipped: 1



ANSWER CHOICES	RESPONSES	
Strongly agree	18.37%	9
Agree	42.86%	21
Disagree	26.53%	13
Strongly disagree	12.24%	6
Don't know	0.00%	0
TOTAL		49

Q6 My child's encouraged to do their best.

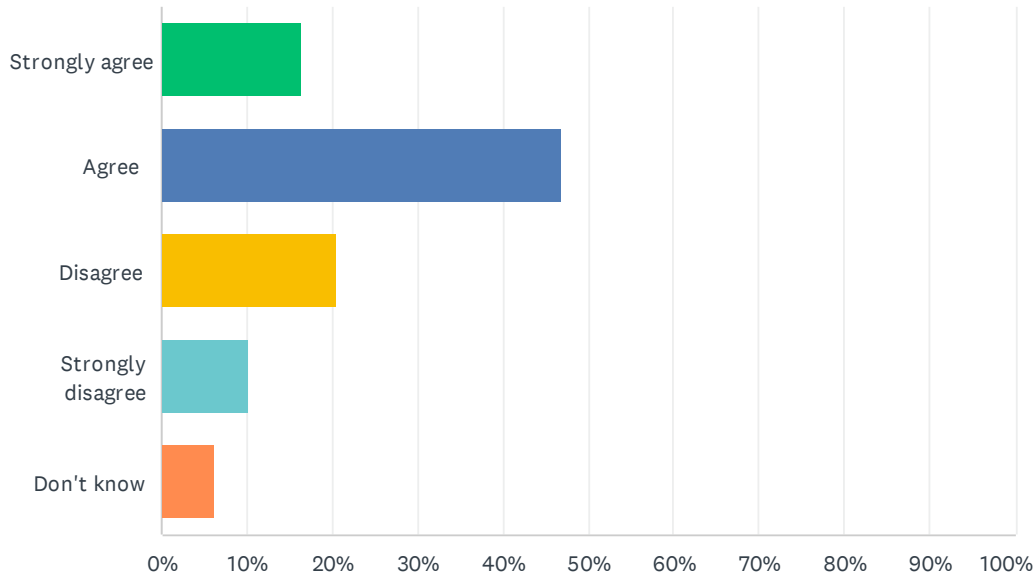
Answered: 49 Skipped: 1



ANSWER CHOICES	RESPONSES	
Strongly agree	18.37%	9
Agree	48.98%	24
Disagree	18.37%	9
Strongly disagree	6.12%	3
Don't know	8.16%	4
TOTAL		49

Q7 My child's demonstrating growth in literacy.

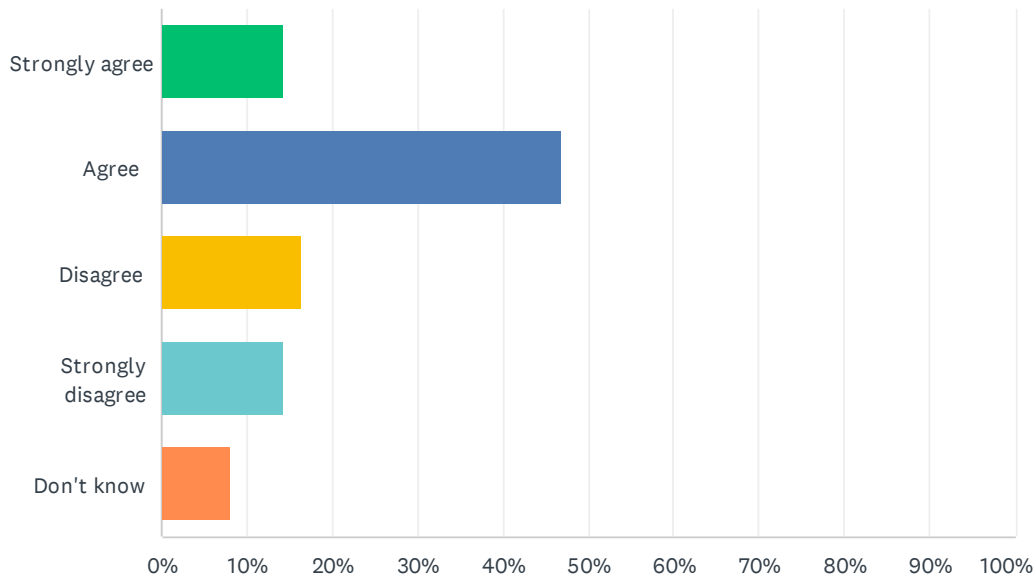
Answered: 49 Skipped: 1



ANSWER CHOICES	RESPONSES	
Strongly agree	16.33%	8
Agree	46.94%	23
Disagree	20.41%	10
Strongly disagree	10.20%	5
Don't know	6.12%	3
TOTAL		49

Q8 My child's demonstrating growth in numeracy.

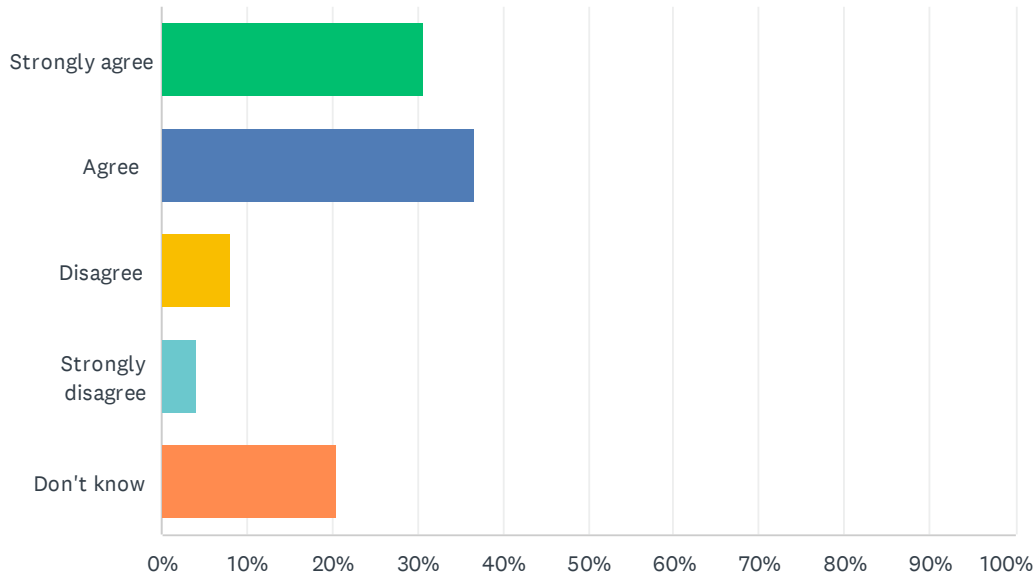
Answered: 49 Skipped: 1



ANSWER CHOICES	RESPONSES	
Strongly agree	14.29%	7
Agree	46.94%	23
Disagree	16.33%	8
Strongly disagree	14.29%	7
Don't know	8.16%	4
TOTAL		49

Q9 My child has an understanding of First Nations, Métis and Inuit culture and history.

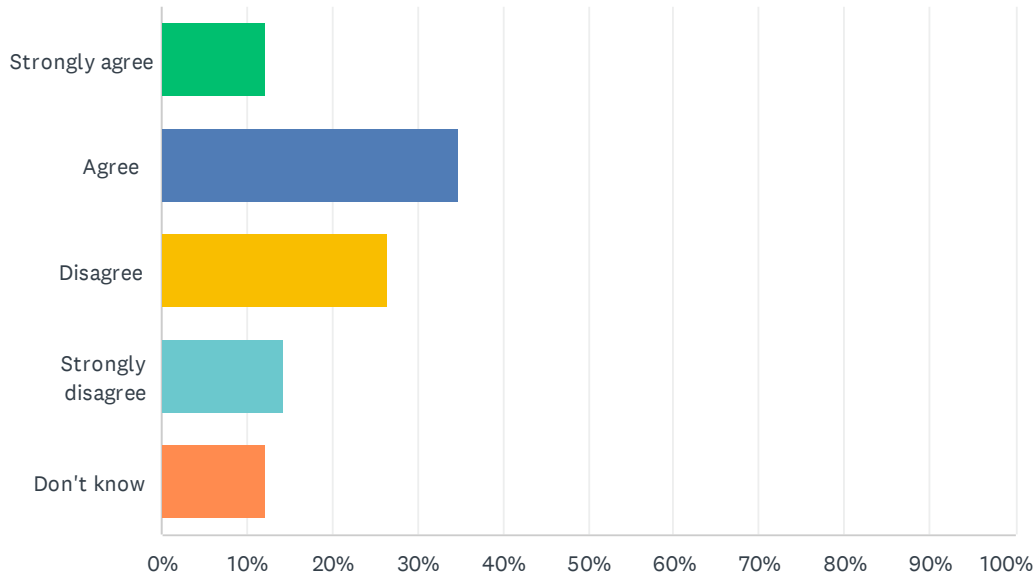
Answered: 49 Skipped: 1



ANSWER CHOICES	RESPONSES	
Strongly agree	30.61%	15
Agree	36.73%	18
Disagree	8.16%	4
Strongly disagree	4.08%	2
Don't know	20.41%	10
TOTAL		49

Q10 My child's learning the knowledge, skills and attitudes necessary to be successful in life.

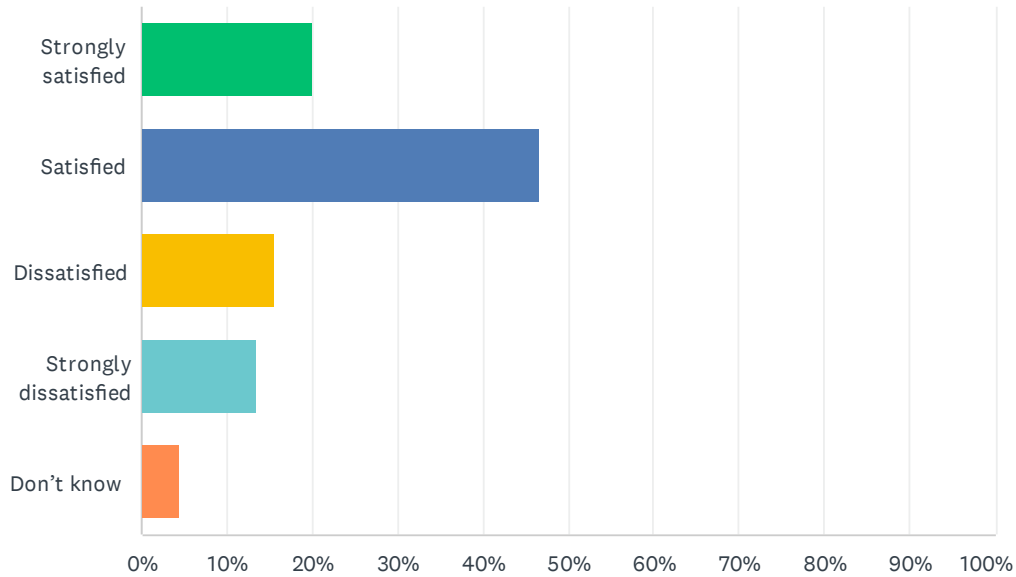
Answered: 49 Skipped: 1



ANSWER CHOICES	RESPONSES	
Strongly agree	12.24%	6
Agree	34.69%	17
Disagree	26.53%	13
Strongly disagree	14.29%	7
Don't know	12.24%	6
TOTAL		49

Q11 How satisfied are you with the quality of education your child's receiving at school?

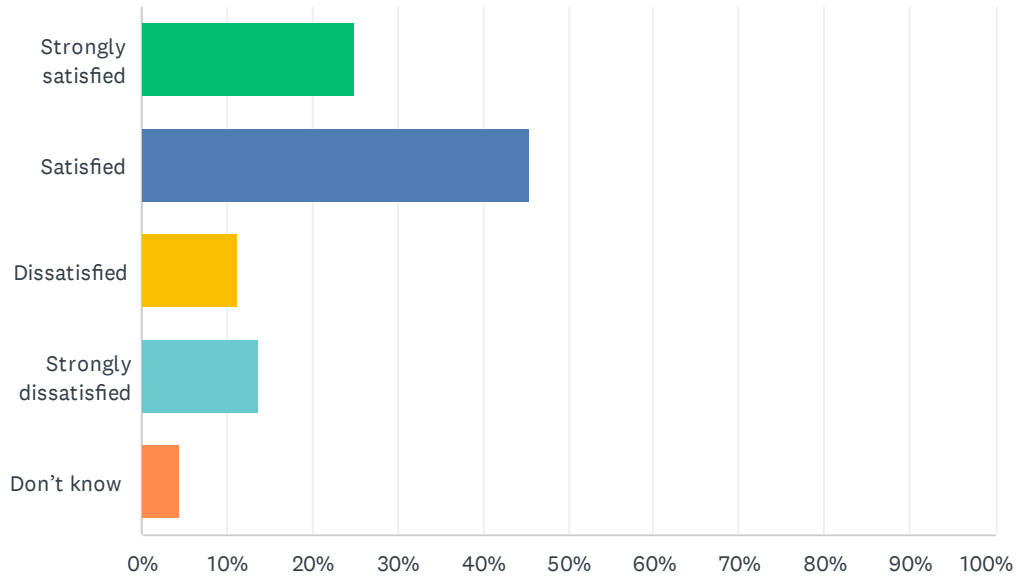
Answered: 45 Skipped: 5



ANSWER CHOICES	RESPONSES	
Strongly satisfied	20.00%	9
Satisfied	46.67%	21
Dissatisfied	15.56%	7
Strongly dissatisfied	13.33%	6
Don't know	4.44%	2
TOTAL		45

Q12 How satisfied are you with the quality of teaching at your child's school?

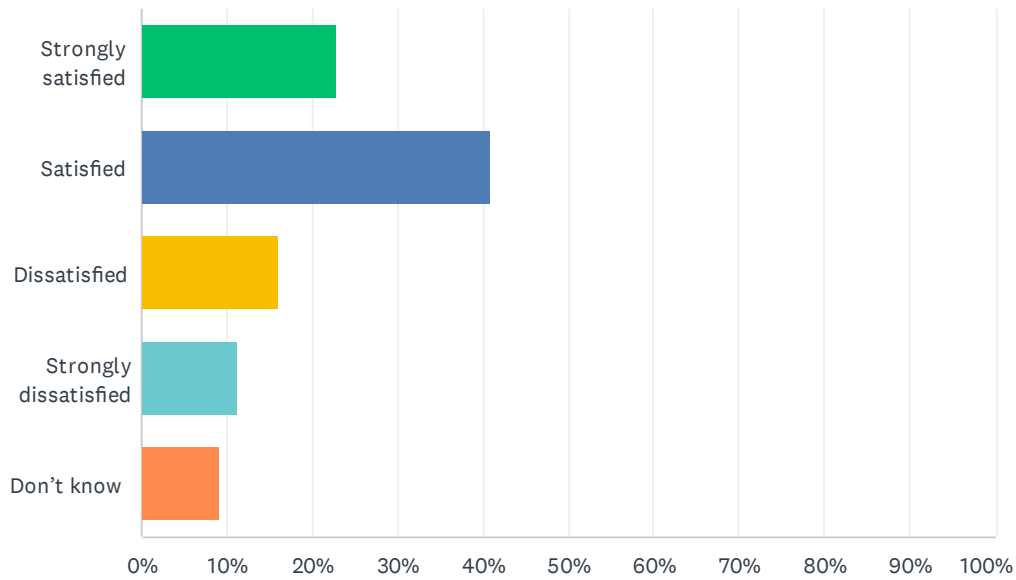
Answered: 44 Skipped: 6



ANSWER CHOICES	RESPONSES	
Strongly satisfied	25.00%	11
Satisfied	45.45%	20
Dissatisfied	11.36%	5
Strongly dissatisfied	13.64%	6
Don't know	4.55%	2
TOTAL		44

Q13 How satisfied are you with the leadership at your child's school?

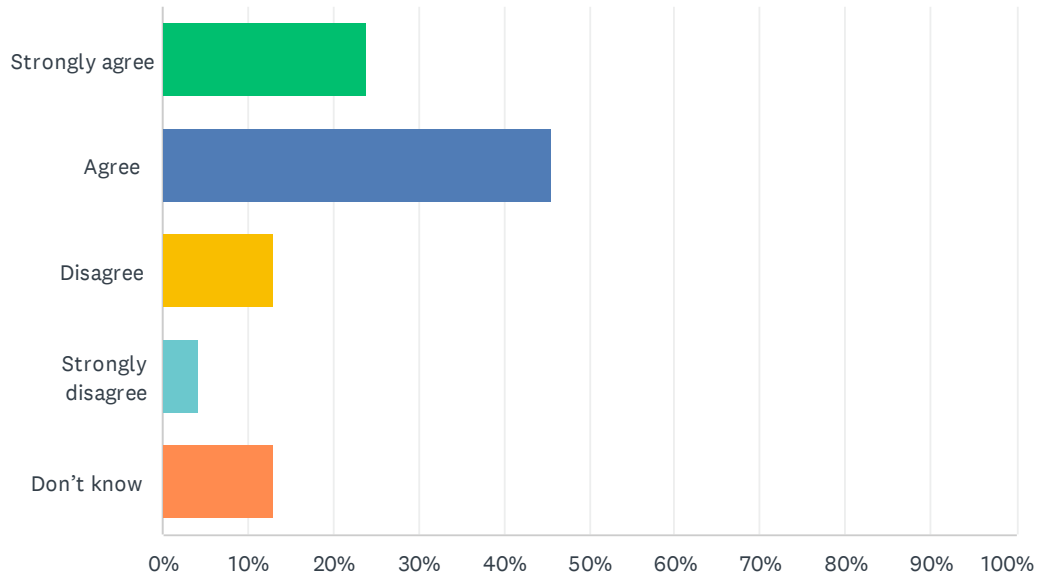
Answered: 44 Skipped: 6



ANSWER CHOICES	RESPONSES	
Strongly satisfied	22.73%	10
Satisfied	40.91%	18
Dissatisfied	15.91%	7
Strongly dissatisfied	11.36%	5
Don't know	9.09%	4
TOTAL		44

Q14 My child’s school encourages my child to be a responsible, respectful and engaged citizen.

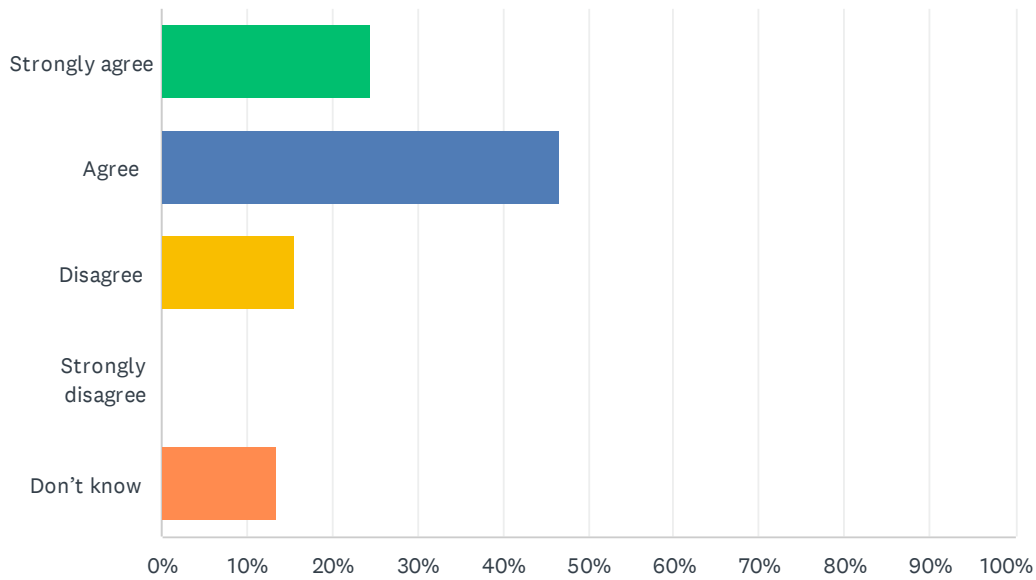
Answered: 46 Skipped: 4



ANSWER CHOICES	RESPONSES	
Strongly agree	23.91%	11
Agree	45.65%	21
Disagree	13.04%	6
Strongly disagree	4.35%	2
Don't know	13.04%	6
TOTAL		46

Q15 School staff care about my child.

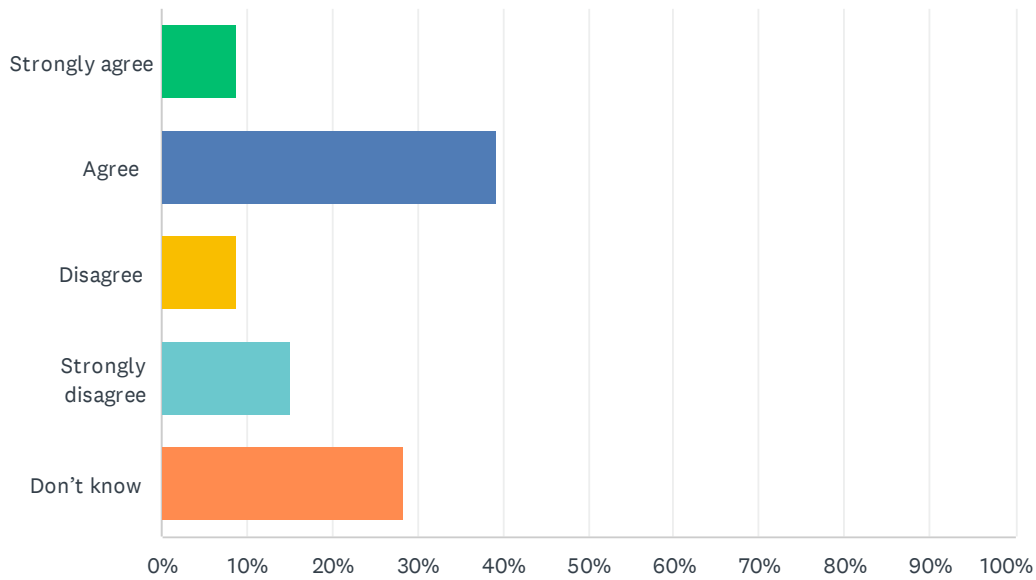
Answered: 45 Skipped: 5



ANSWER CHOICES	RESPONSES	
Strongly agree	24.44%	11
Agree	46.67%	21
Disagree	15.56%	7
Strongly disagree	0.00%	0
Don't know	13.33%	6
TOTAL		45

Q16 My child's school handles discipline fairly and reasonably.

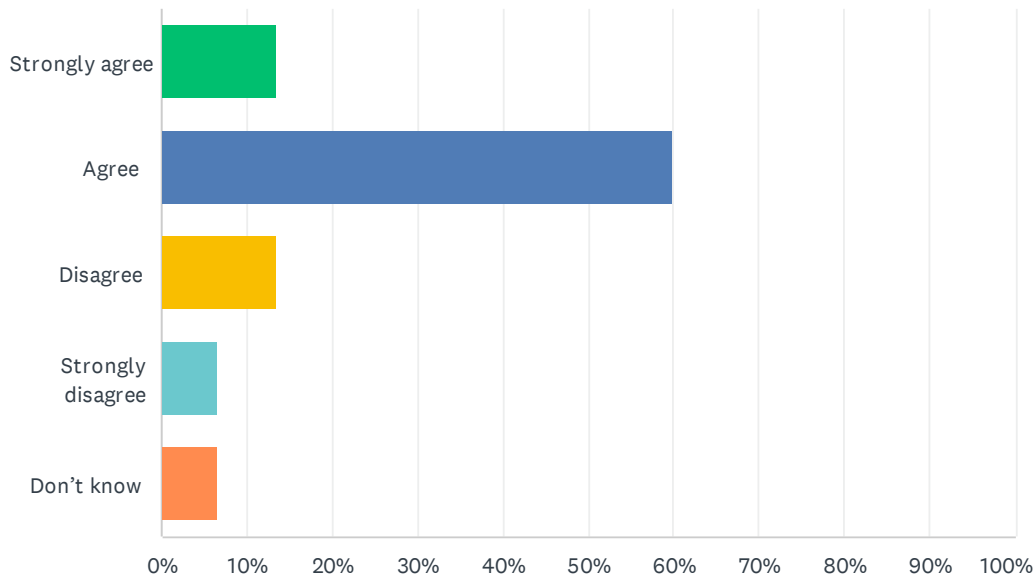
Answered: 46 Skipped: 4



ANSWER CHOICES	RESPONSES	
Strongly agree	8.70%	4
Agree	39.13%	18
Disagree	8.70%	4
Strongly disagree	15.22%	7
Don't know	28.26%	13
TOTAL		46

Q17 My child's school is safe.

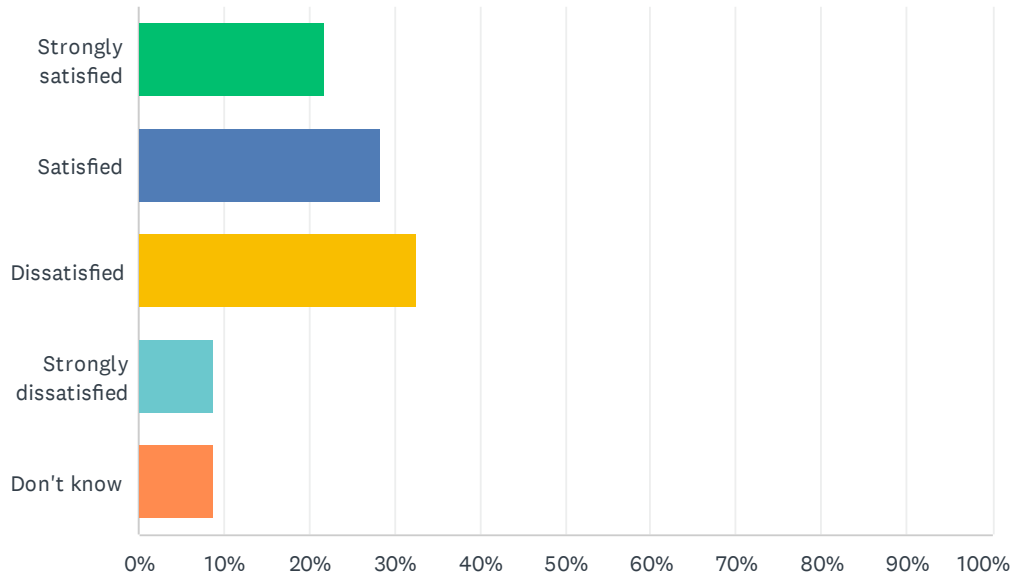
Answered: 45 Skipped: 5



ANSWER CHOICES	RESPONSES	
Strongly agree	13.33%	6
Agree	60.00%	27
Disagree	13.33%	6
Strongly disagree	6.67%	3
Don't know	6.67%	3
TOTAL		45

Q18 How satisfied are you with the resources available to support your child's learning?

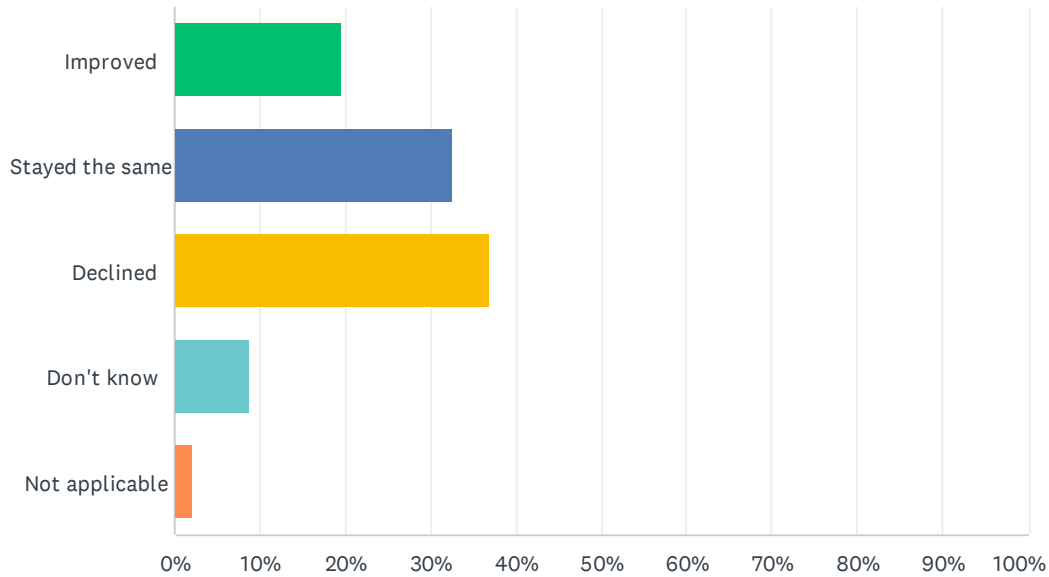
Answered: 46 Skipped: 4



ANSWER CHOICES	RESPONSES	
Strongly satisfied	21.74%	10
Satisfied	28.26%	13
Dissatisfied	32.61%	15
Strongly dissatisfied	8.70%	4
Don't know	8.70%	4
TOTAL		46

Q19 In your opinion, has the quality of education your child's experienced improved, stayed the same or declined in the past three years?

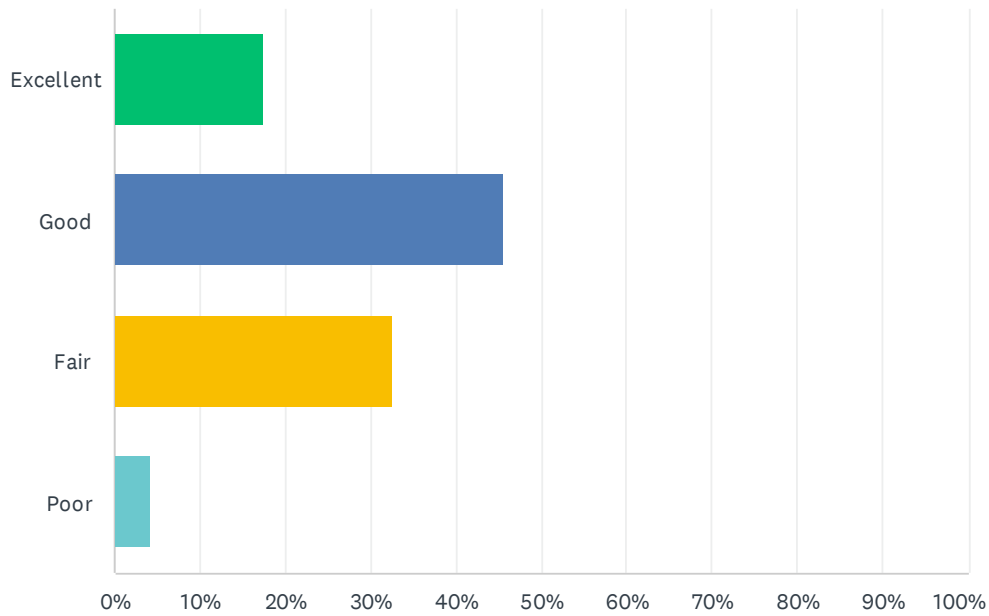
Answered: 46 Skipped: 4



ANSWER CHOICES	RESPONSES	
Improved	19.57%	9
Stayed the same	32.61%	15
Declined	36.96%	17
Don't know	8.70%	4
Not applicable	2.17%	1
TOTAL		46

Q20 How do you rate the physical condition of your child's school?

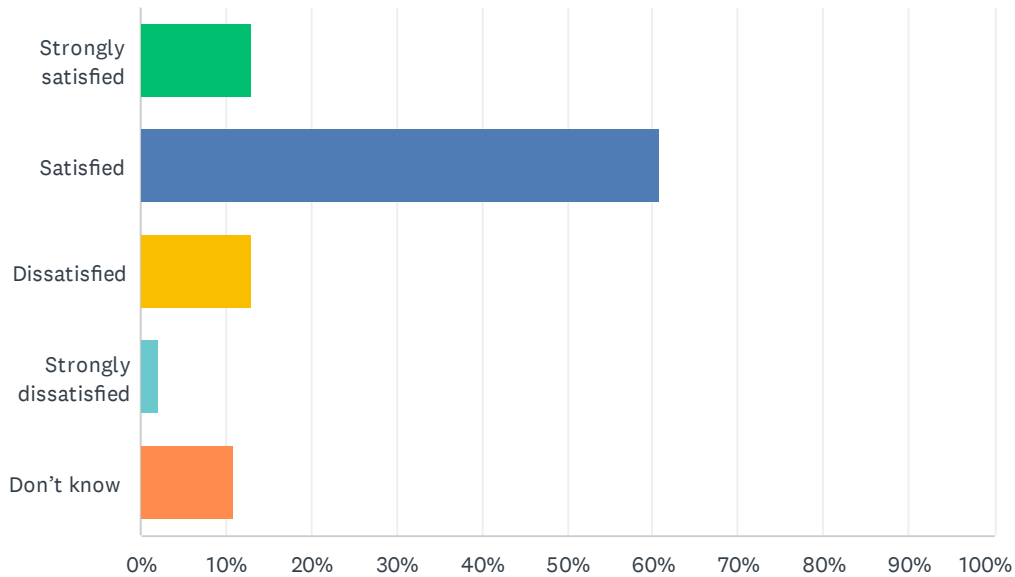
Answered: 46 Skipped: 4



ANSWER CHOICES	RESPONSES
Excellent	17.39% 8
Good	45.65% 21
Fair	32.61% 15
Poor	4.35% 2
TOTAL	46

Q21 How satisfied are you with the opportunities provided to be involved in your child's education? Refer to the EIPS Parent Engagement overview for examples of involvement and engagement opportunities that help support student success.

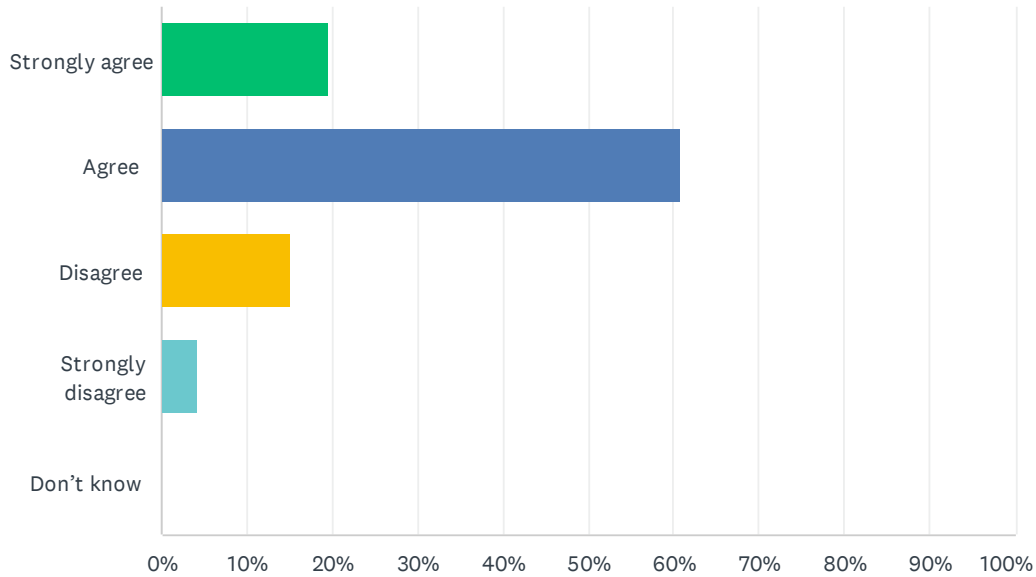
Answered: 46 Skipped: 4



ANSWER CHOICES	RESPONSES	
Strongly satisfied	13.04%	6
Satisfied	60.87%	28
Dissatisfied	13.04%	6
Strongly dissatisfied	2.17%	1
Don't know	10.87%	5
TOTAL		46

Q22 The school keeps me informed about my child's progress and achievement.

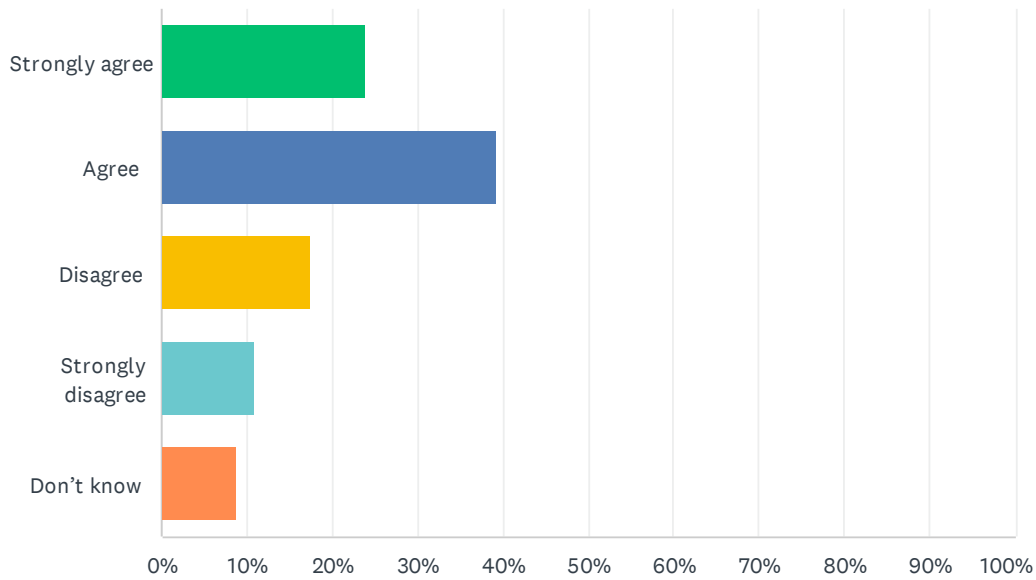
Answered: 46 Skipped: 4



ANSWER CHOICES	RESPONSES	
Strongly agree	19.57%	9
Agree	60.87%	28
Disagree	15.22%	7
Strongly disagree	4.35%	2
Don't know	0.00%	0
TOTAL		46

Q23 There is open and honest communication within my child's school.

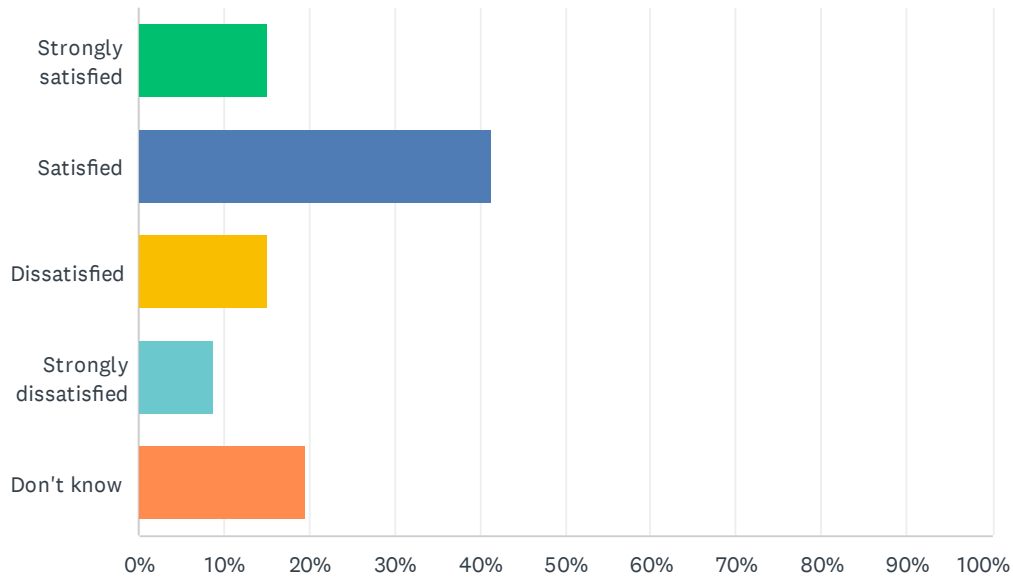
Answered: 46 Skipped: 4



ANSWER CHOICES	RESPONSES	
Strongly agree	23.91%	11
Agree	39.13%	18
Disagree	17.39%	8
Strongly disagree	10.87%	5
Don't know	8.70%	4
TOTAL		46

Q24 How satisfied are you with the Division’s commitment to engaging stakeholders—including parents and caregivers—about matters that affect decision-making and public education?

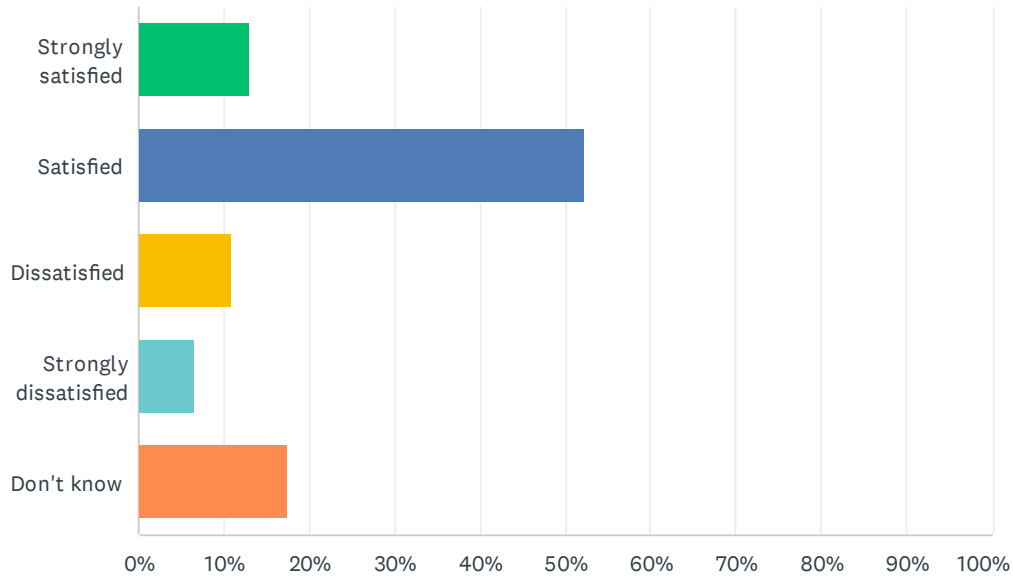
Answered: 46 Skipped: 4



ANSWER CHOICES	RESPONSES
Strongly satisfied	15.22% 7
Satisfied	41.30% 19
Dissatisfied	15.22% 7
Strongly dissatisfied	8.70% 4
Don't know	19.57% 9
TOTAL	46

Q25 How satisfied are you with the Division’s commitment to advocating for public education?

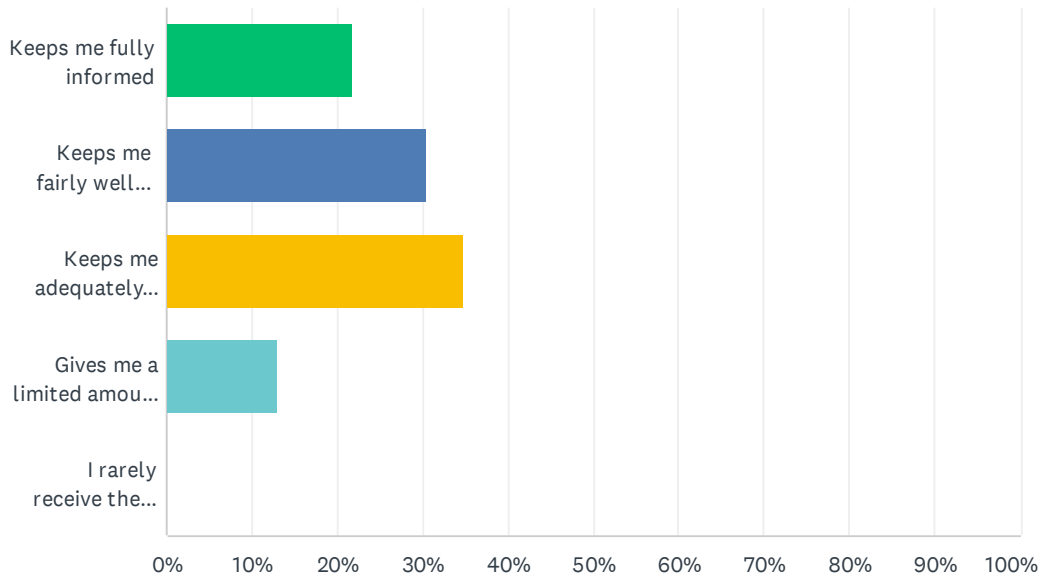
Answered: 46 Skipped: 4



ANSWER CHOICES	RESPONSES	
Strongly satisfied	13.04%	6
Satisfied	52.17%	24
Dissatisfied	10.87%	5
Strongly dissatisfied	6.52%	3
Don't know	17.39%	8
TOTAL		46

Q26 Elk Island Public Schools appreciates the opportunity to stay connected with parents about news, activities, programs and other matters of importance. What is your impression of the communication you receive from your child's school?

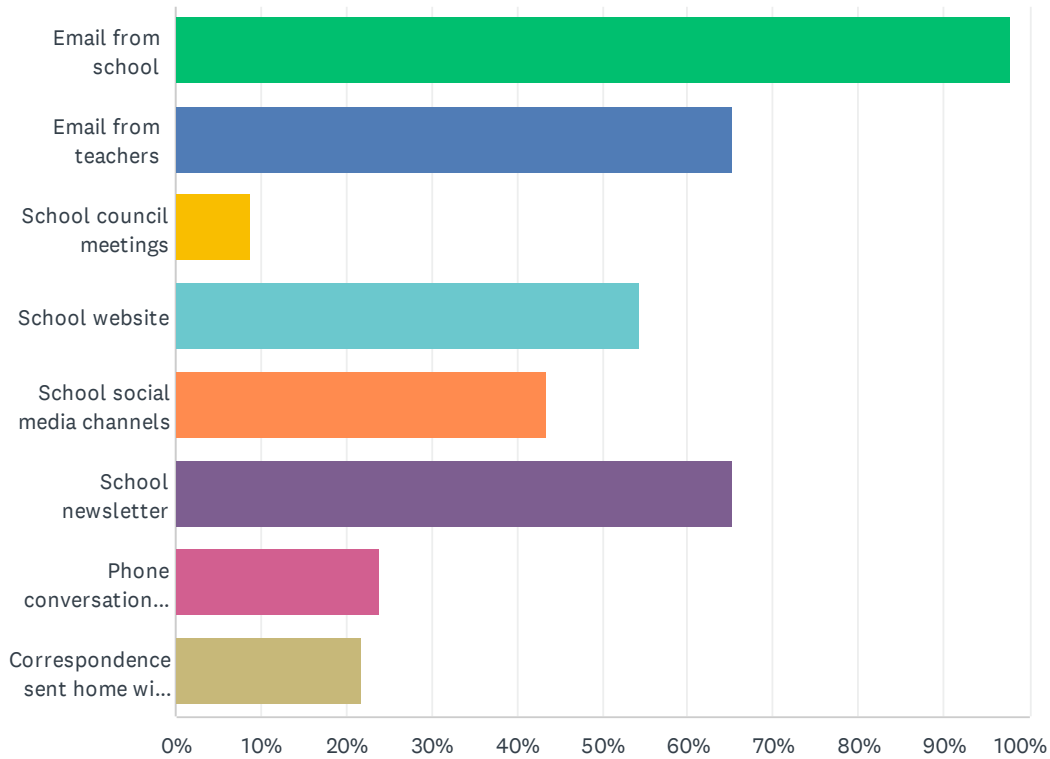
Answered: 46 Skipped: 4



ANSWER CHOICES	RESPONSES	
Keeps me fully informed	21.74%	10
Keeps me fairly well informed	30.43%	14
Keeps me adequately informed	34.78%	16
Gives me a limited amount of information	13.04%	6
I rarely receive the information I need	0.00%	0
TOTAL		46

Q27 Do you regularly make use of the following to keep up to date on school activities, programs, etc.? Check all that apply.

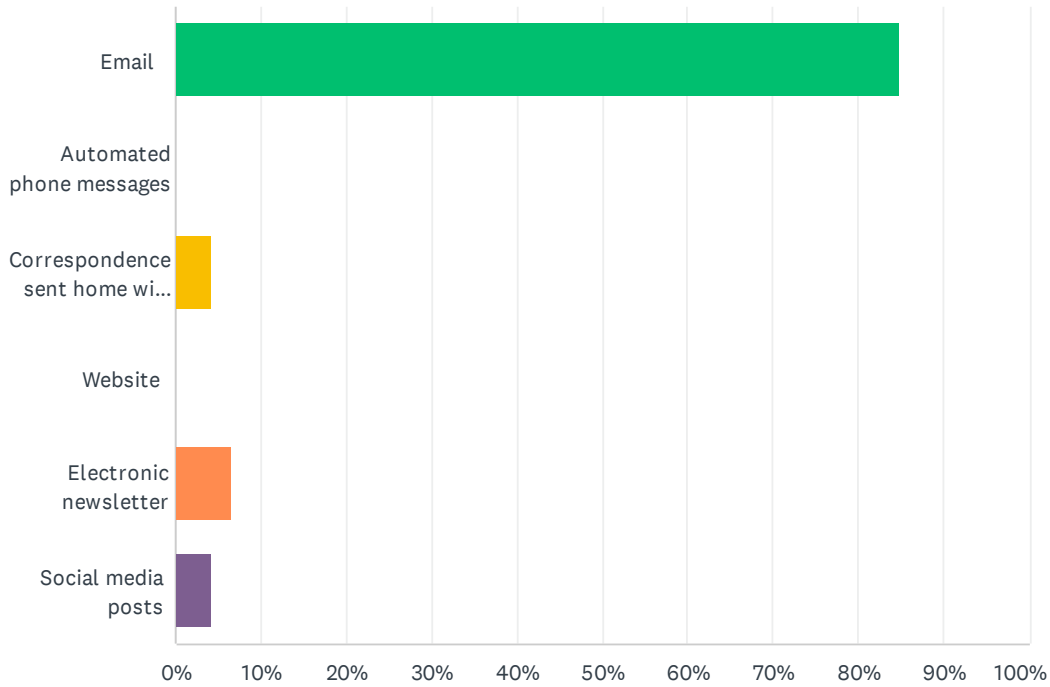
Answered: 46 Skipped: 4



ANSWER CHOICES	RESPONSES	
Email from school	97.83%	45
Email from teachers	65.22%	30
School council meetings	8.70%	4
School website	54.35%	25
School social media channels	43.48%	20
School newsletter	65.22%	30
Phone conversations with the school or teachers	23.91%	11
Correspondence sent home with my child	21.74%	10
Total Respondents: 46		

Q28 What is your most preferred method of communication from the school and Division?

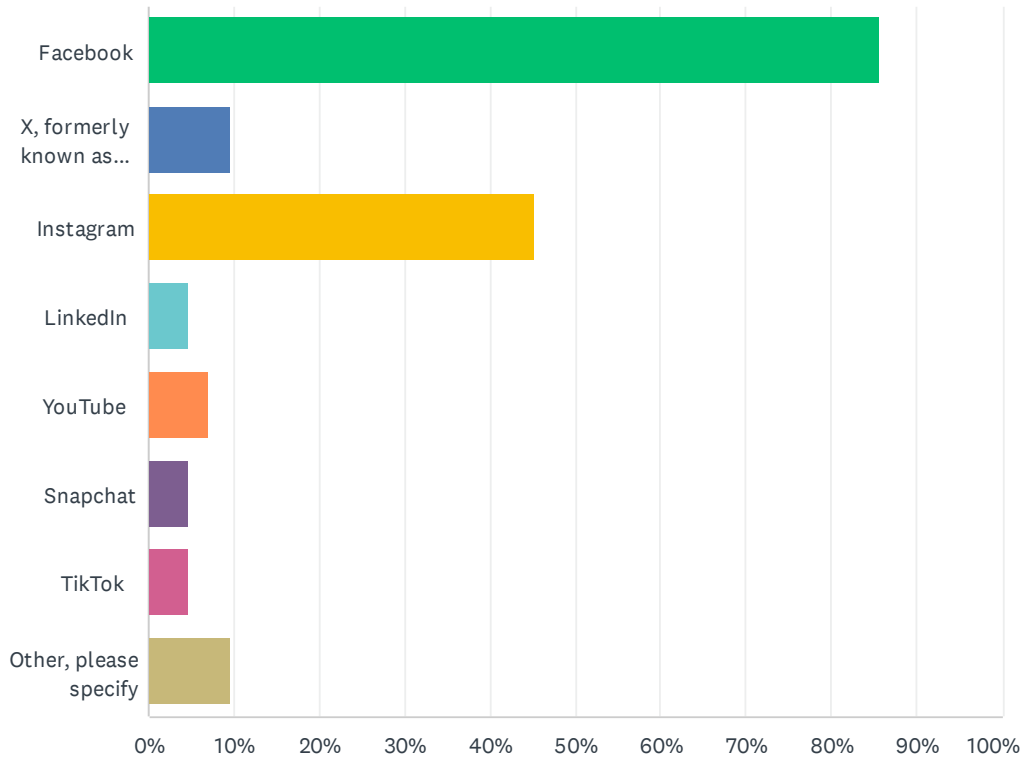
Answered: 46 Skipped: 4



ANSWER CHOICES	RESPONSES	
Email	84.78%	39
Automated phone messages	0.00%	0
Correspondence sent home with my child	4.35%	2
Website	0.00%	0
Electronic newsletter	6.52%	3
Social media posts	4.35%	2
TOTAL		46

Q29 The Division and schools often share news and information on social media. Which of the following platforms do you use? Check all that apply.

Answered: 42 Skipped: 8



ANSWER CHOICES	RESPONSES
Facebook	85.71% 36
X, formerly known as Twitter	9.52% 4
Instagram	45.24% 19
LinkedIn	4.76% 2
YouTube	7.14% 3
Snapchat	4.76% 2
TikTok	4.76% 2
Other, please specify	9.52% 4
Total Respondents: 42	

#	OTHER, PLEASE SPECIFY	DATE
1	None	3/18/2024 2:29 PM
2	None	3/18/2024 2:24 PM
3	Nothing	3/14/2024 4:50 PM

